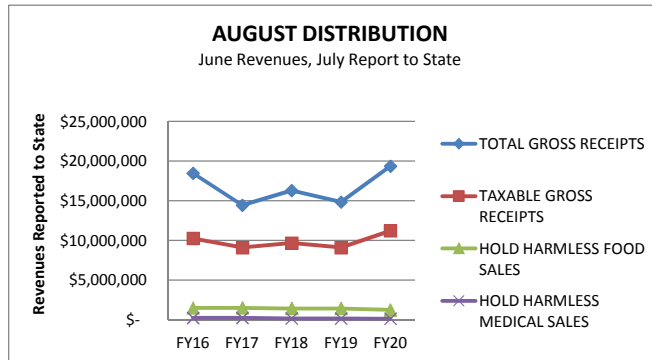


Note #	AUGUST DISTRIBUTION				
	June Revenues; July Report to State				
	FY16	FY17	FY18	FY19	FY20
<b>BUDGET</b>	\$ 382,422	\$ 309,394	\$ 298,454	\$ 325,928	\$ 311,330
<b>DISTRIBUTION (does not include penalties and interest)</b>	\$ 367,416	\$ 320,332	\$ 333,921	\$ 326,134	\$ 400,762
<b>BUDGET TO ACTUAL Red Shade indicates distribution less than budget</b>	\$ 15,006	\$ (10,938)	\$ (35,467)	\$ (206)	\$ (89,432)
<b>TOTAL GROSS RECEIPTS</b> 1	\$ 18,472,469	\$ 14,440,749	\$ 16,300,395	\$ 14,843,954	\$ 19,362,842
<b>TAXABLE GROSS RECEIPTS</b> 1 & 2	\$ 10,271,508	\$ 9,107,752	\$ 9,686,029	\$ 9,107,909	\$ 11,240,673
<b>HOLD HARMLESS FOOD SALES</b>	\$ 1,504,895	\$ 1,518,213	\$ 1,435,587	\$ 1,428,629	\$ 1,260,081
<b>HOLD HARMLESS MEDICAL SALES</b>	\$ 242,485	\$ 262,945	\$ 192,012	\$ 173,620	\$ 152,023

1 - DOES NOT INCLUDE HOLD HARMLESS REVENUES

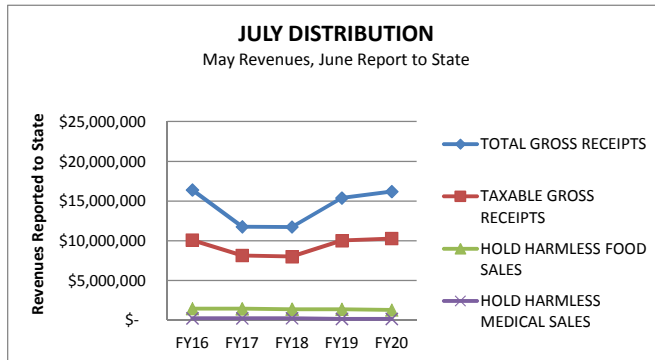
2 -Beginning July 2018, Matched Taxable Gross Receipts Amount is presented



Note #	JULY DISTRIBUTION				
	FY16	FY17	FY18	FY19	FY20
	May Revenues; June Report to State				
<b>BUDGET</b>	\$ 372,847	\$ 270,217	\$ 256,477	\$ 284,768	\$ 337,244
<b>DISTRIBUTION (does not include penalties and interest)</b>	\$ 361,240	\$ 289,348	\$ 289,872	\$ 353,016	\$ 377,303
<b>BUDGET TO ACTUAL Red Shade indicates distribution less than budget</b>	\$ 11,607	\$ (19,131)	\$ (33,395)	\$ (68,248)	\$ (40,059)
<b>TOTAL GROSS RECEIPTS</b> 1	\$ 16,412,954	\$ 11,775,897	\$ 11,748,927	\$ 15,380,094	\$ 16,206,896
<b>TAXABLE GROSS RECEIPTS</b> 1 & 2	\$ 10,097,731	\$ 8,155,518	\$ 8,021,239	\$ 10,022,748	\$ 10,289,766
<b>HOLD HARMLESS FOOD SALES</b>	\$ 1,463,831	\$ 1,459,263	\$ 1,398,143	\$ 1,394,126	\$ 1,299,346
<b>HOLD HARMLESS MEDICAL SALES</b>	\$ 251,892	\$ 259,836	\$ 269,659	\$ 174,921	\$ 176,531

1 - DOES NOT INCLUDE HOLD HARMLESS REVENUES

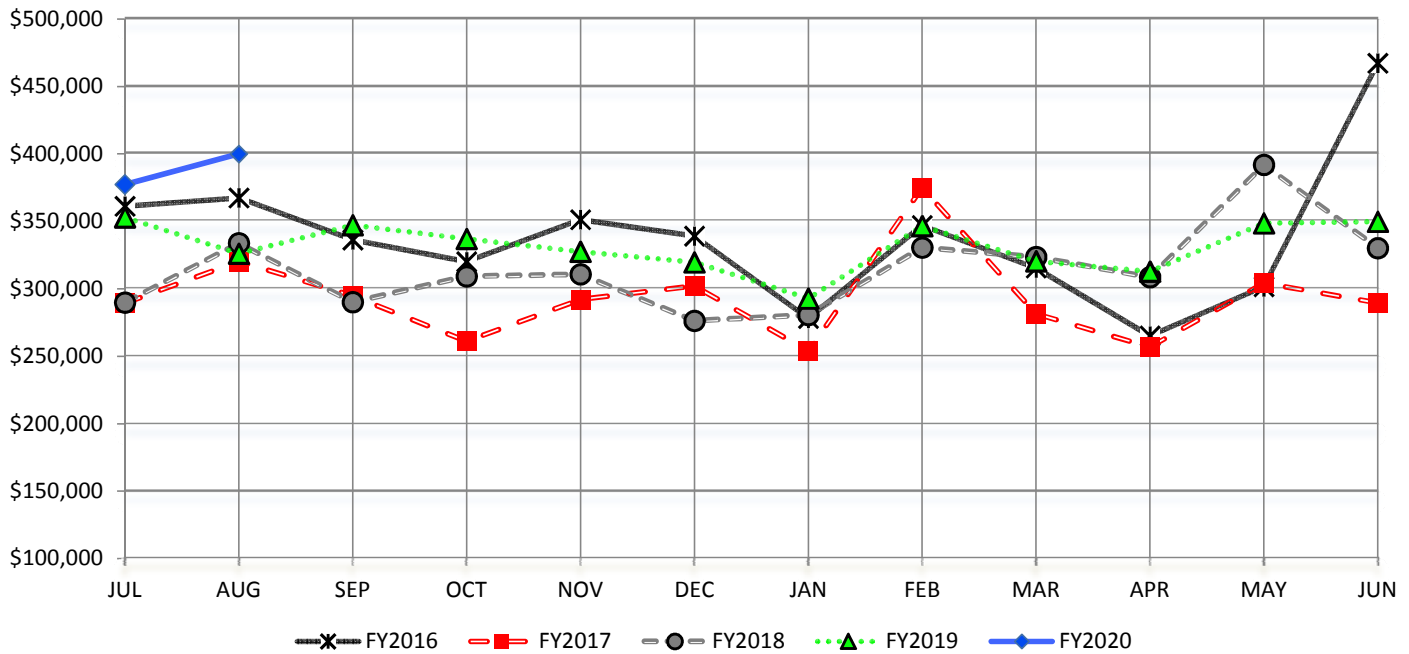
2 -Beginning July 2018, Matched Taxable Gross Receipts Amount is presented



**CITY OF AZTEC Gross Receipts Taxes: Cash Basis  
Fiscal Year 20: August 2019**

## TOTAL GROSS RECEIPTS DISTRIBUTION BY MONTH

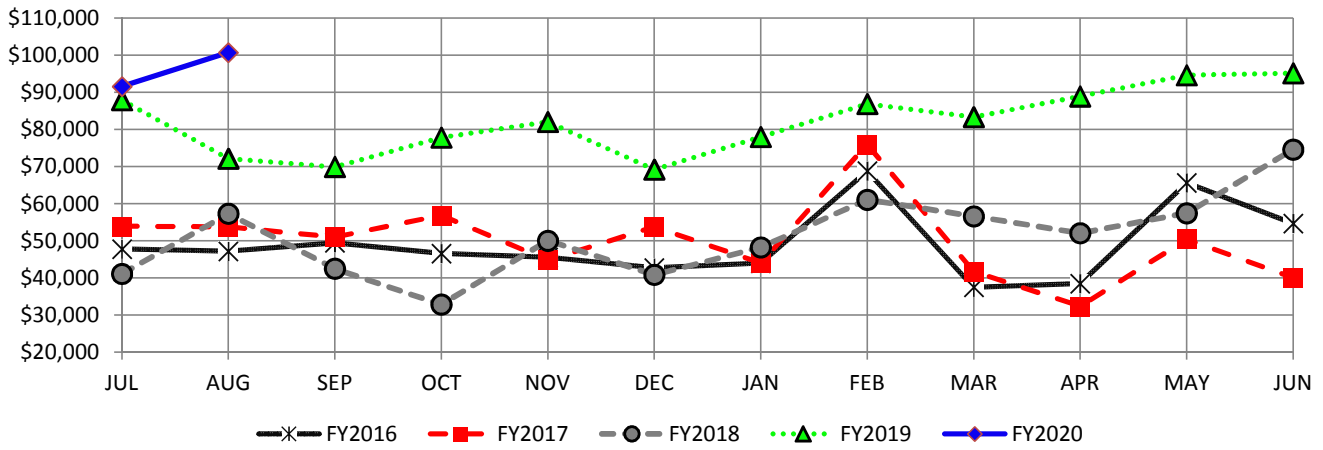
June 2016 Distribution includes Food Hold Harmless Corrections for Dec 14, Jan 15, Apr 16 & May 16  
May 2018 Distribution includes Food Hold Harmless Correction for March 2018



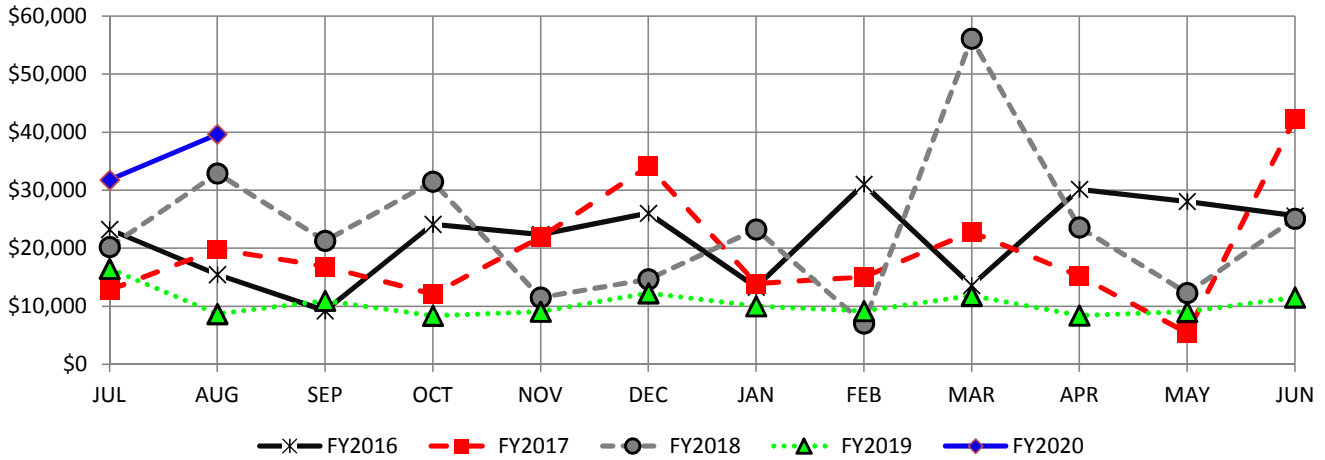
	FY16		FY17		FY18		FY19		FY20	
<b>Annual GRT Budget</b>	\$	4,493,377	\$	3,214,046	\$	3,214,046	\$	3,671,295	\$	3,671,295
<b>JULY</b>		361,240		289,349		289,872		353,016		377,303
<b>AUGUST</b>		367,416		320,332		333,921		326,134		400,062
<b>SEPTEMBER</b>		336,323		294,802		290,183		347,278		
<b>OCTOBER</b>		320,143		261,118		309,303		337,098		
<b>NOVEMBER</b>		351,342		292,126		310,838		327,578		
<b>DECEMBER</b>		339,138		302,172		276,324		319,662		
<b>JANUARY</b>		278,209		253,817		280,608		292,887		
<b>FEBRUARY</b>		347,020		374,972		330,639		346,561		
<b>MARCH</b>		315,467		281,465		323,685		320,524		
<b>APRIL</b>		265,105		256,776		308,710		312,877		
<b>MAY</b>		301,617		304,165		391,951		348,566		
<b>JUNE</b>		467,257		289,489		330,205		349,743		
<b>Total Distribution</b>	\$	4,050,276	\$	3,520,582	\$	3,776,238	\$	3,981,925	\$	777,365
<b>% OF Budget Received</b>		90%		110%		117%		108%		21%
<b>AVERAGE DISTRIBUTION</b>	\$	337,523	\$	293,382	\$	314,687	\$	331,827	\$	388,683
<b>CHANGE IN AVERAGE FROM PREVIOUS FISCAL YEAR</b>		-15.3%		-13.1%		7.3%		5.4%		23.5%
<b>Difference between Budget to Actual</b>	\$	(443,101)	\$	306,536	\$	562,192	\$	310,630	\$	(2,893,930)
<b>Avg Monthly Receipts per 1/4%</b>	\$	27,780	\$	20,055	\$	21,407	\$	21,376	\$	25,969
<b>Gross Receipts Tax Rate</b>		8.000%		8.000%		8.000%		8.000%		8.250%
EFF 1/2015:										
EFF 1/2019:								8.250%		

**AZTEC GROSS RECEIPTS DISTRIBUTION  
FISCAL YEAR 2020: AUGUST 2019  
SELECTED REPORTING SECTORS**

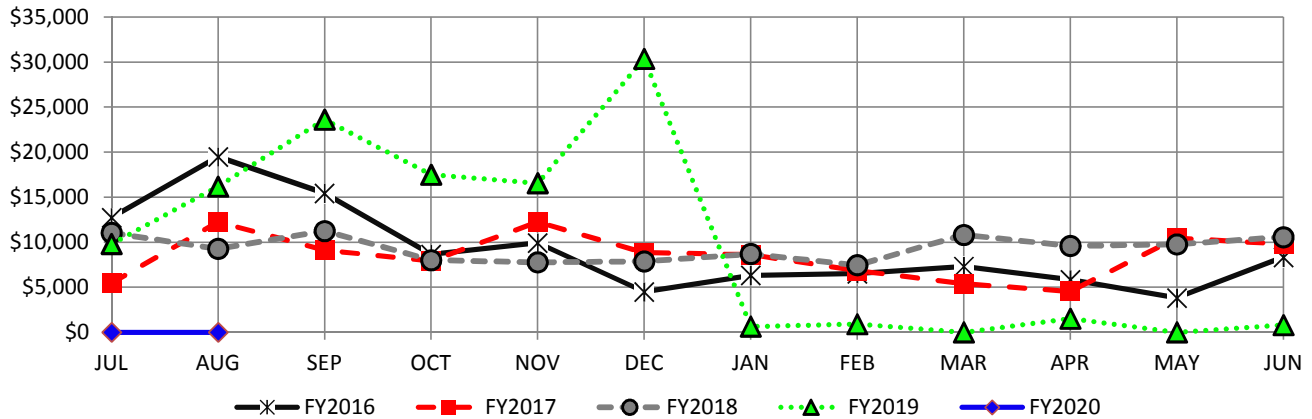
**GROSS RECEIPTS MONTHLY DISTRIBUTION: RETAIL**



**GROSS RECEIPTS MONTHLY DISTRIBUTION: CONSTRUCTION**

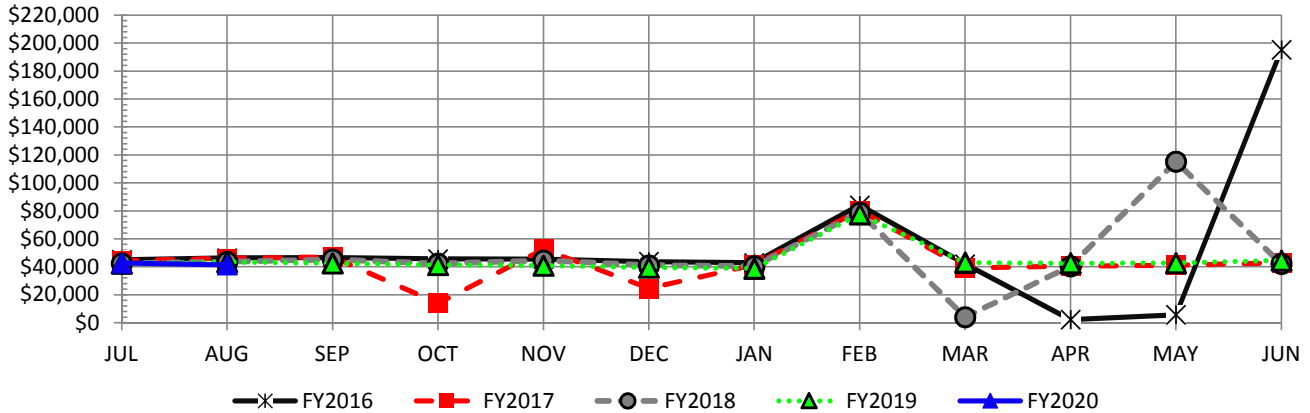


**GROSS RECEIPTS MONTHLY DISTRIBUTION: MINING**

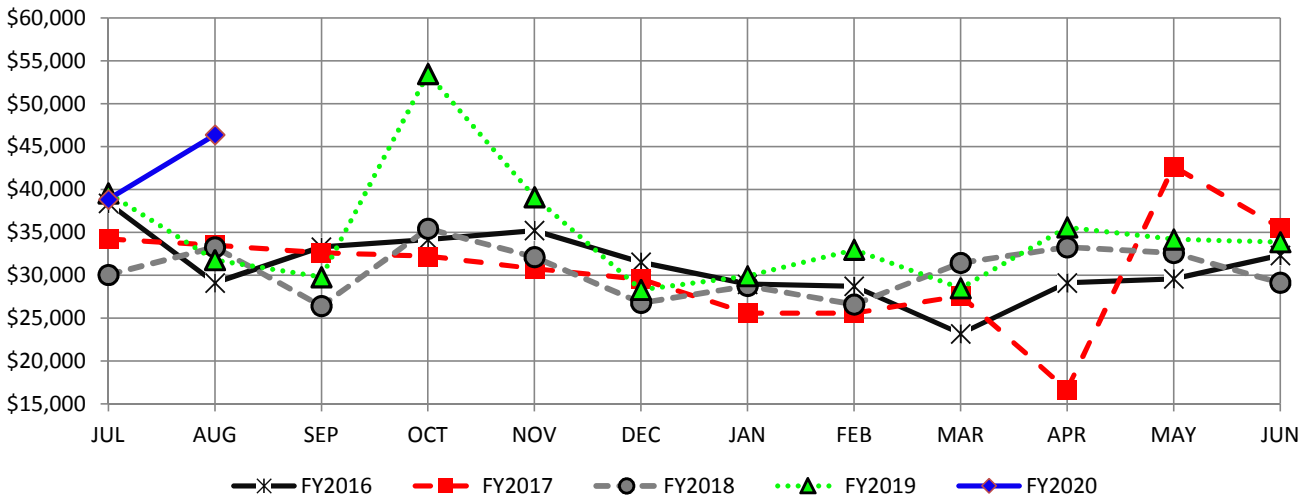


**AZTEC GROSS RECEIPTS DISTRIBUTION  
FISCAL YEAR 2020: AUGUST 2019  
SELECTED REPORTING SECTORS**

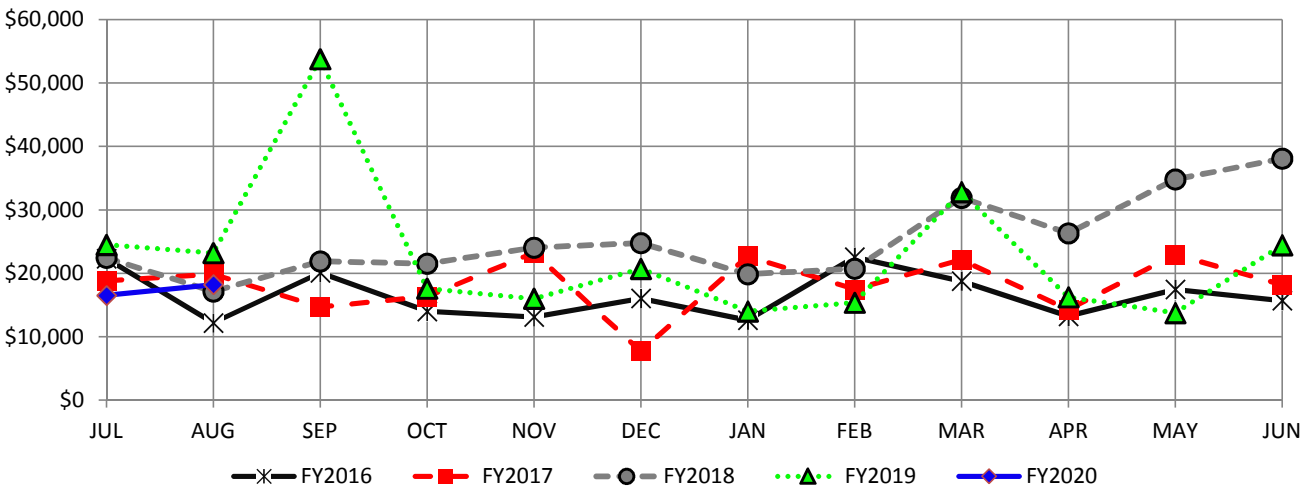
**GROSS RECEIPTS MONTHLY DISTRIBUTION: GROCERIES**  
June 2016 includes correction for Dec 14, Jan 15, Apr 16 & May 16  
May 2018 includes correction for March 2018



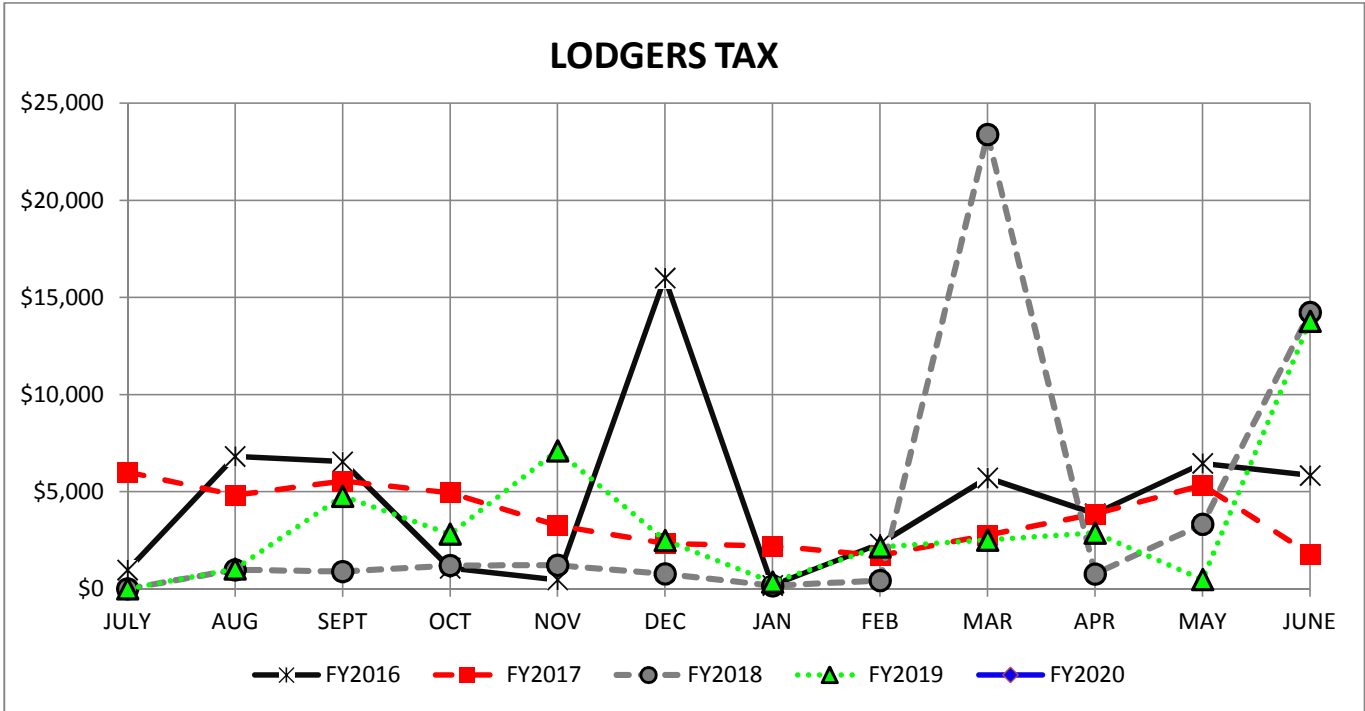
**GROSS RECEIPTS MONTHLY DISTRIBUTION: ACCOMMODATION & FOOD**



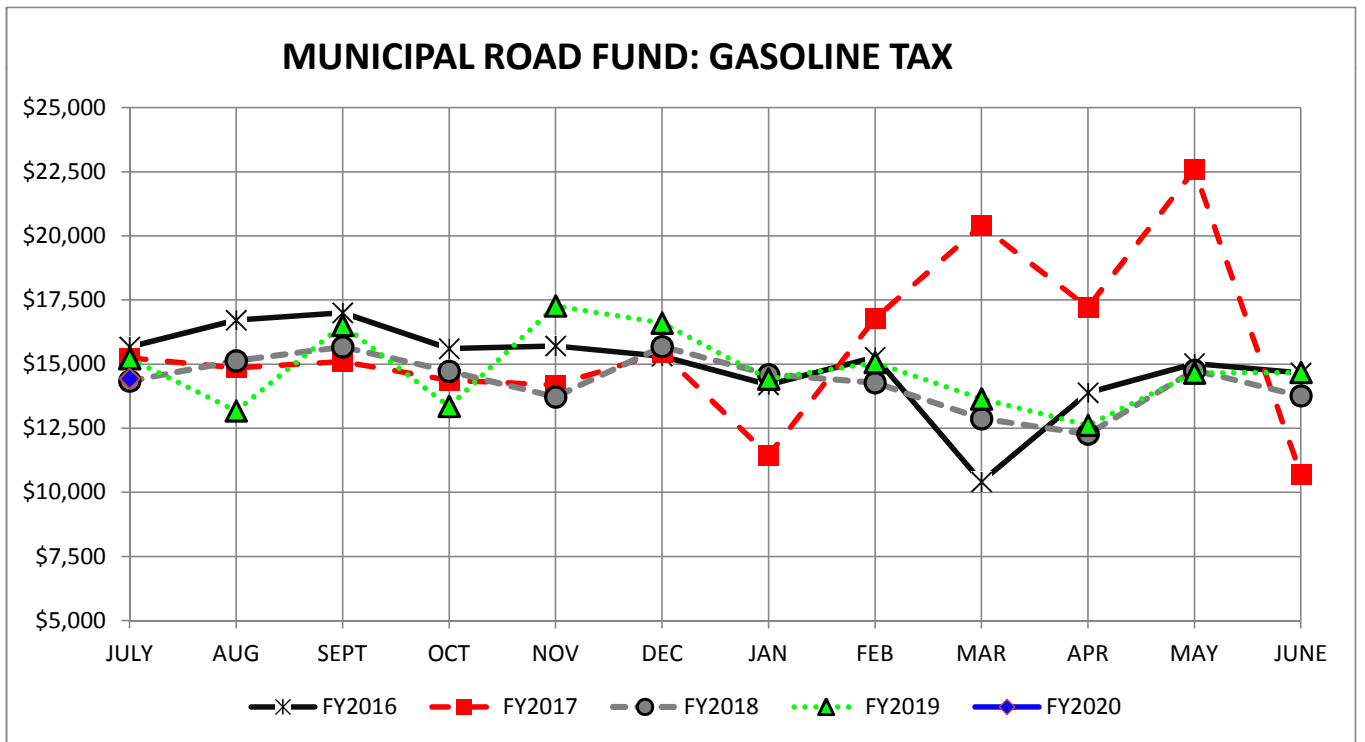
**GROSS RECEIPTS MONTHLY DISTRIBUTION: HEALTH CARE AND MEDICAL DISTRIBUTION**



**CITY OF AZTEC  
 LODGERS TAX TO JUNE 2019  
 GAS TAX JULY 2019**



Amounts are based on when revenues are received by City; not all tax payers report on a monthly basis and occasionally tax payers may report late; causing unusual spikes or dips when graphing the receipts.



Amounts are based on when revenues are received by City; tax payers may submit late to the state or the state may experience delays in distributing funds to the City - resulting in no receipts or unusual spikes or dips on the graph