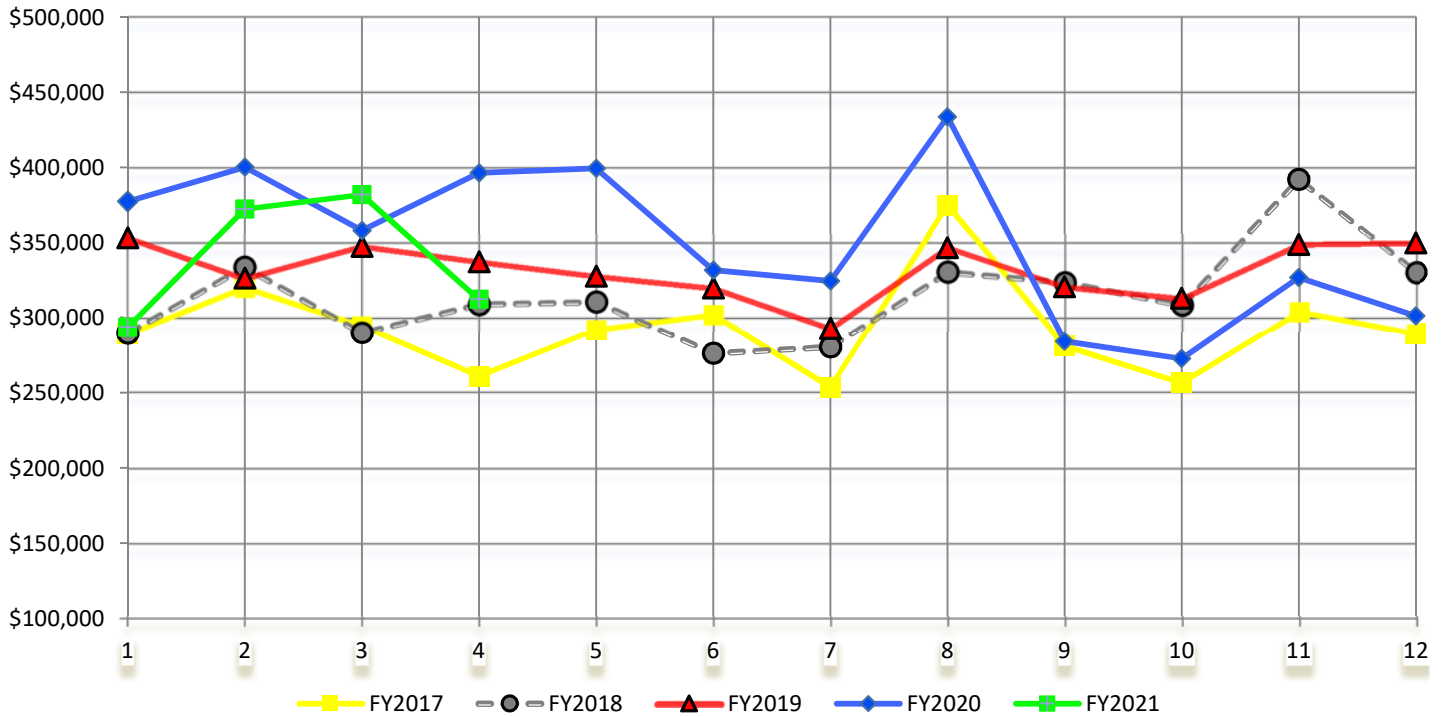


**CITY OF AZTEC Gross Receipts Taxes: Cash Basis  
Fiscal Year 21: October 2020**

**TOTAL GROSS RECEIPTS DISTRIBUTION BY MONTH**

May 2018 Distribution includes Food Hold Harmless Correction for March 2018

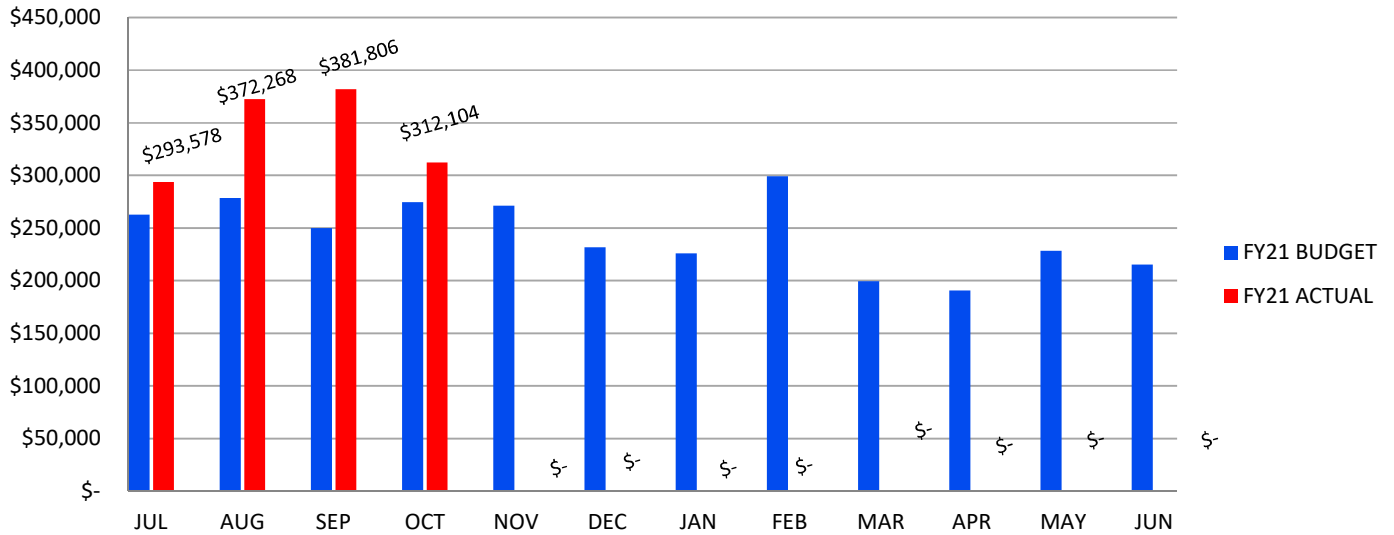


	FY17	FY18	FY19	FY20	FY21
<b>Annual GRT Budget</b> \$	3,214,046	3,213,457	3,671,295	3,938,375	2,927,386
<b>JULY</b>	289,349	289,872	353,016	377,303	293,578
<b>AUGUST</b>	320,332	333,921	326,134	400,062	372,268
<b>SEPTEMBER *</b>	294,802	290,183	347,278	357,951	381,806
<b>OCTOBER</b>	261,118	309,303	337,098	396,357	312,104
<b>NOVEMBER</b>	292,126	310,838	327,578	399,259	
<b>DECEMBER</b>	302,172	276,324	319,662	331,610	
<b>JANUARY</b>	253,817	280,608	292,887	324,326	
<b>FEBRUARY</b>	374,972	330,639	346,561	433,570	
<b>MARCH</b>	281,465	323,685	320,524	284,335	
<b>APRIL</b>	256,776	308,710	312,877	272,794	
<b>MAY</b>	304,165	391,951	348,566	326,726	
<b>JUNE</b>	289,489	330,205	349,743	301,143	
<b>Total Distribution</b> \$	3,520,582	3,776,238	3,981,925	4,205,436	1,359,756
<b>% of Budget Received</b>	110%	117%	108%	107%	46%
<b>Average Distribution</b> \$	293,382	314,687	331,827	350,453	339,939
<b>Change in Average from Previous Fiscal Year</b>	-13.1%	7.3%	5.4%	5.6%	-3.0%
<b>Difference between Budget to Actual</b> \$	306,536	562,192	310,630	267,061	(1,567,630)
<b>Avg Monthly Receipts per 1/4%</b> \$	20,055	21,407	21,376	22,208	20,828
<b>Gross Receipts Tax Rate</b>	8.000%	8.000%	8.000%	8.250%	8.250%
EFF 1/2019:			8.250%		

\* Beginning September 2019 and continuing to August 2021 - the state is distributing internet sales revenue based on population. Monthly amount to Aztec \$6,207.70 to 8/20; \$12,415.40 to 8/21

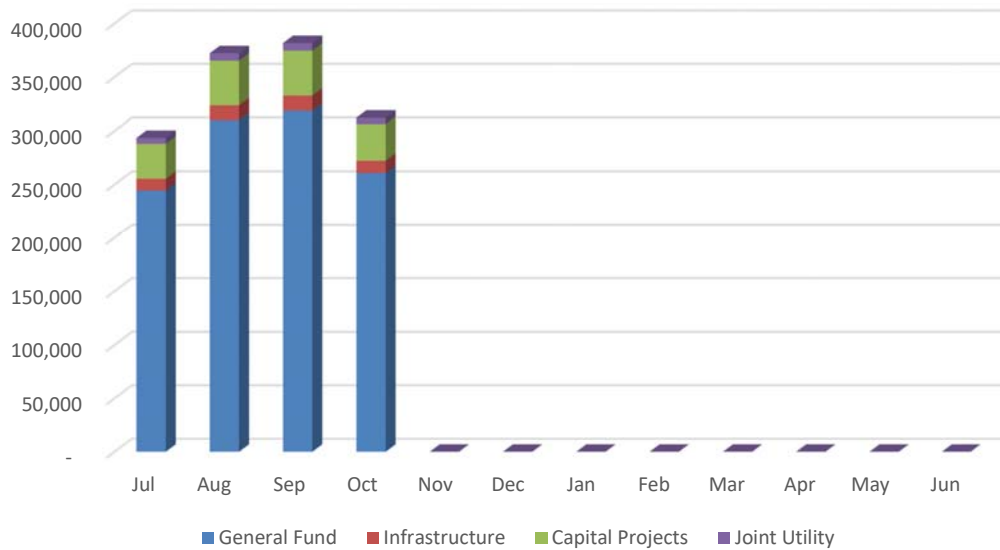
**AZTEC GROSS RECEIPTS DISTRIBUTION  
FISCAL YEAR 2021: OCTOBER 2020  
SELECTED REPORTING SECTORS**

**GROSS RECEIPTS MONTHLY DISTRIBUTION: CURRENT FISCAL YEAR BUDGET TO ACTUAL**



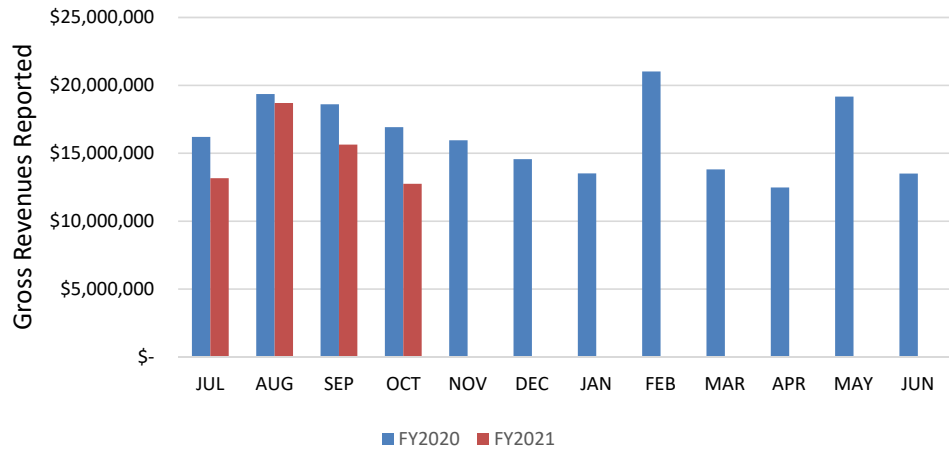
Amounts listed above bar graph are the actual monthly distribution for the current fiscal year.

**Gross Receipts Distribution by Fund**

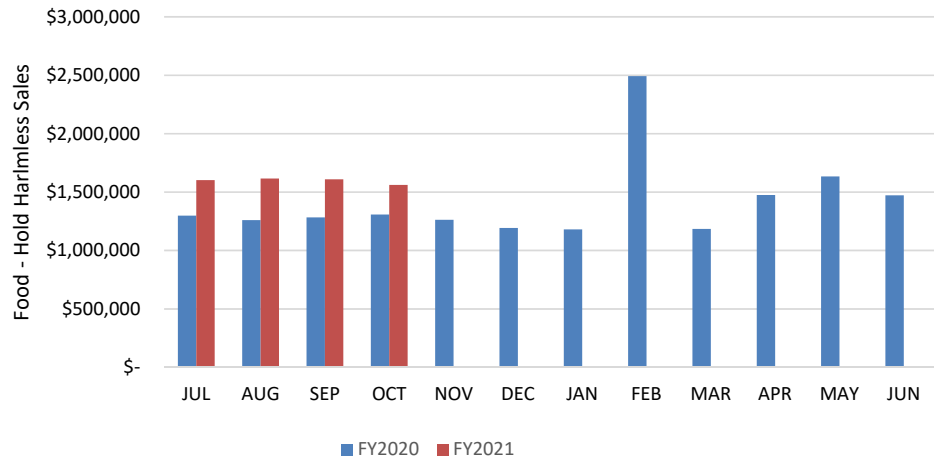


**CITY OF AZTEC  
GROSS RECEIPTS TAXES  
GROSS REVENUES (FROM NM TRD RPT 500)**

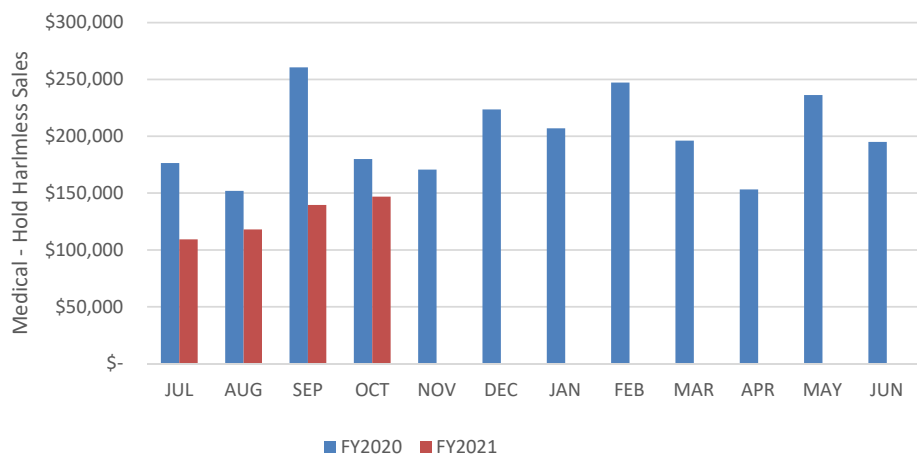
FY20 & FY21 GROSS REVENUES REPORTED



FY20 & FY21 HOLD HARMLESS FOOD SALES

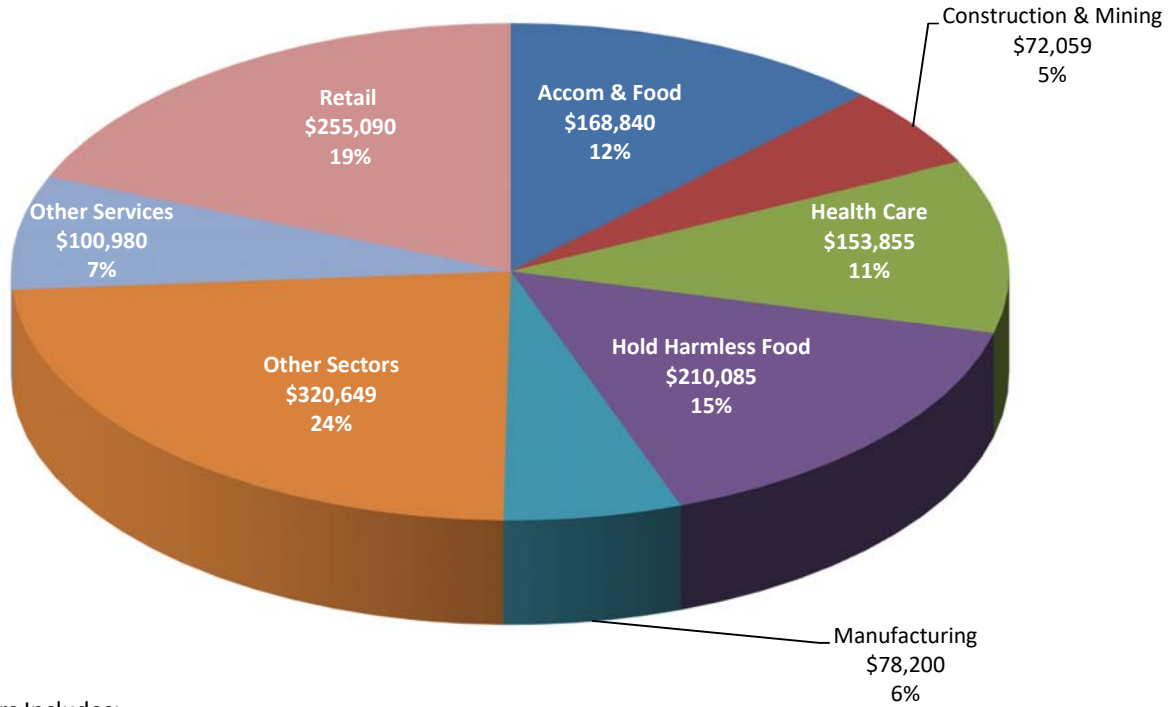


FY20 & FY21 HOLD HARMLESS MEDICAL SALES



**AZTEC GROSS RECEIPTS DISTRIBUTION  
FISCAL YEAR 2021: OCTOBER 2020  
SELECTED REPORTING SECTORS**

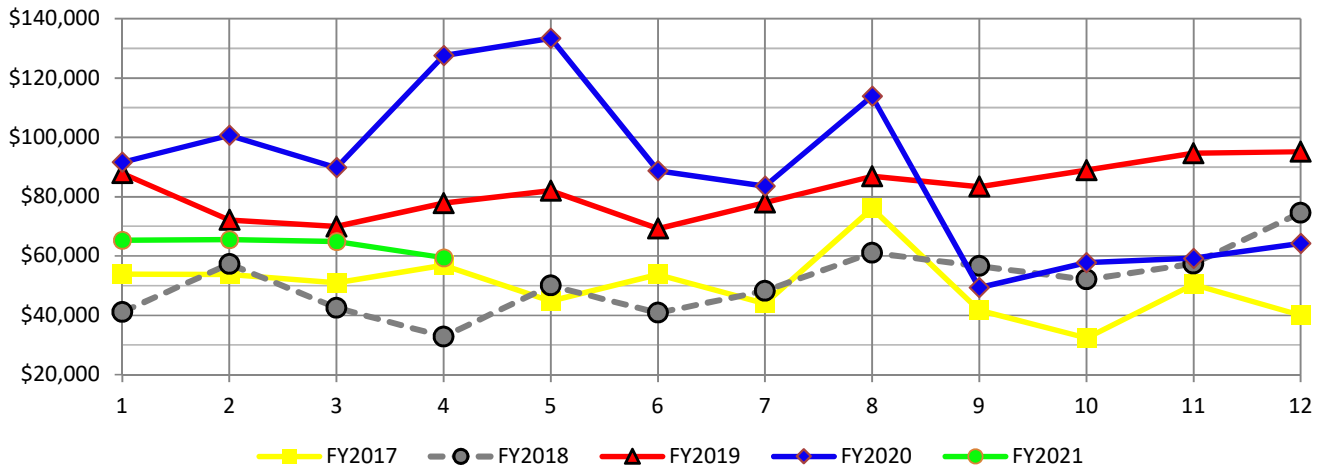
**FY 2020-2021  
Gross Receipts Distribution by Sector**



Other Sectors Includes:

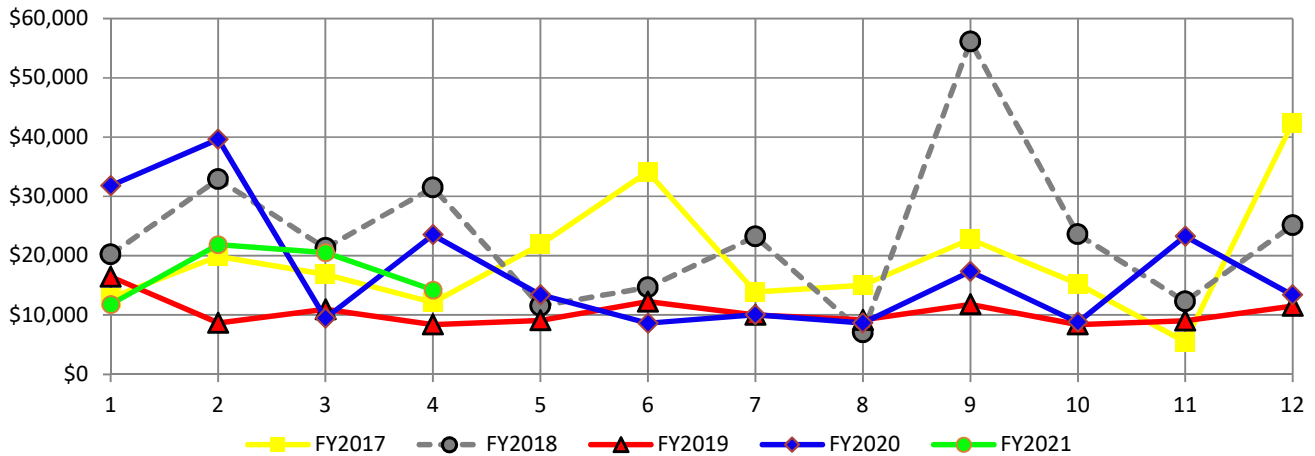
Real Estate, Wholesale, Prof & Tech Services, Internet Sales, Agriculture, Art, Financial & Insurance Services, Education, Transportation, Utilities, Compensating Tax, Administrative & Support Services, Public Administration and Information Services

**GROSS RECEIPTS MONTHLY DISTRIBUTION: RETAIL**

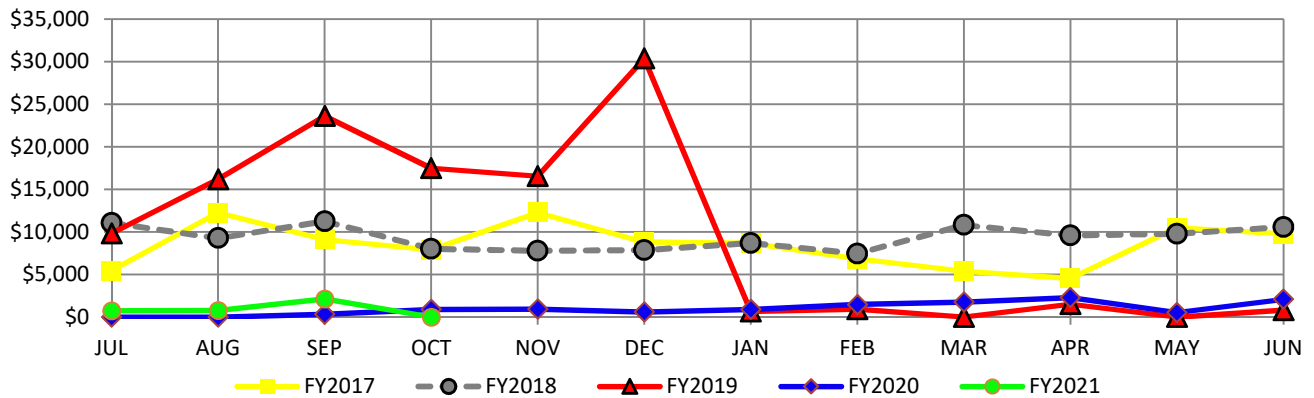


**AZTEC GROSS RECEIPTS DISTRIBUTION  
FISCAL YEAR 2021: OCTOBER 2020  
SELECTED REPORTING SECTORS**

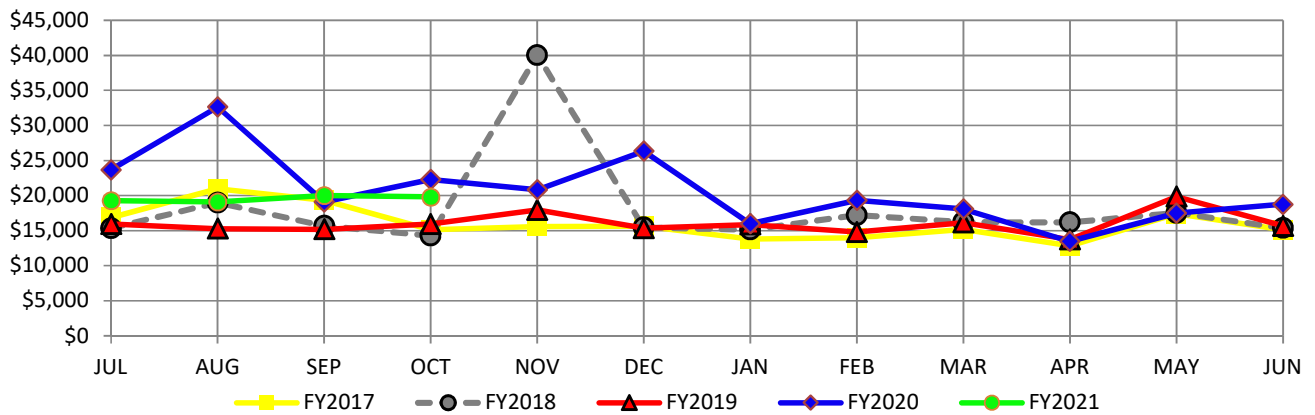
**GROSS RECEIPTS MONTHLY DISTRIBUTION: CONSTRUCTION**



**GROSS RECEIPTS MONTHLY DISTRIBUTION: MINING**



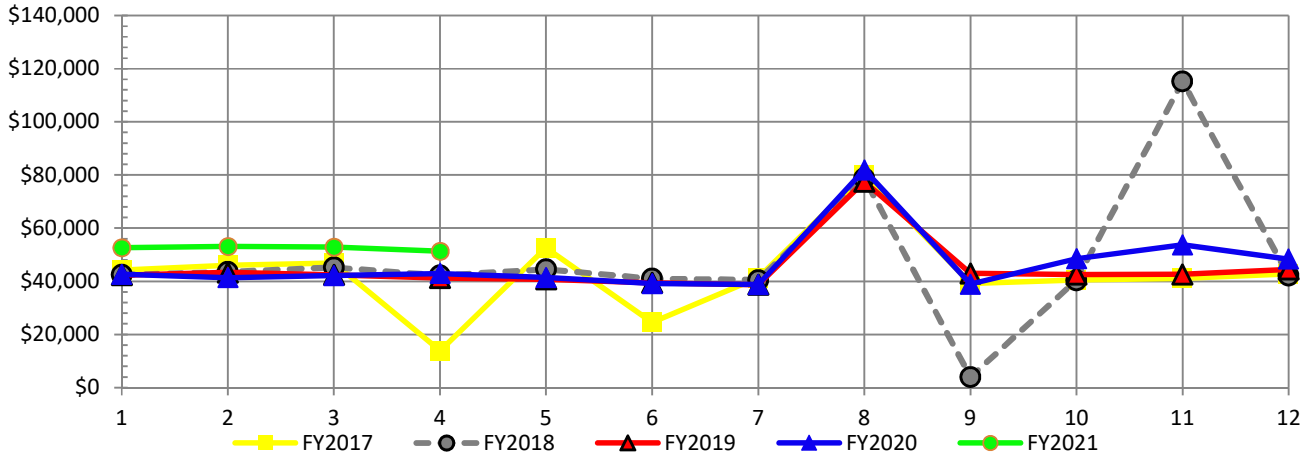
**GROSS RECEIPTS MONTHLY DISTRIBUTION: MANUFACTURING**



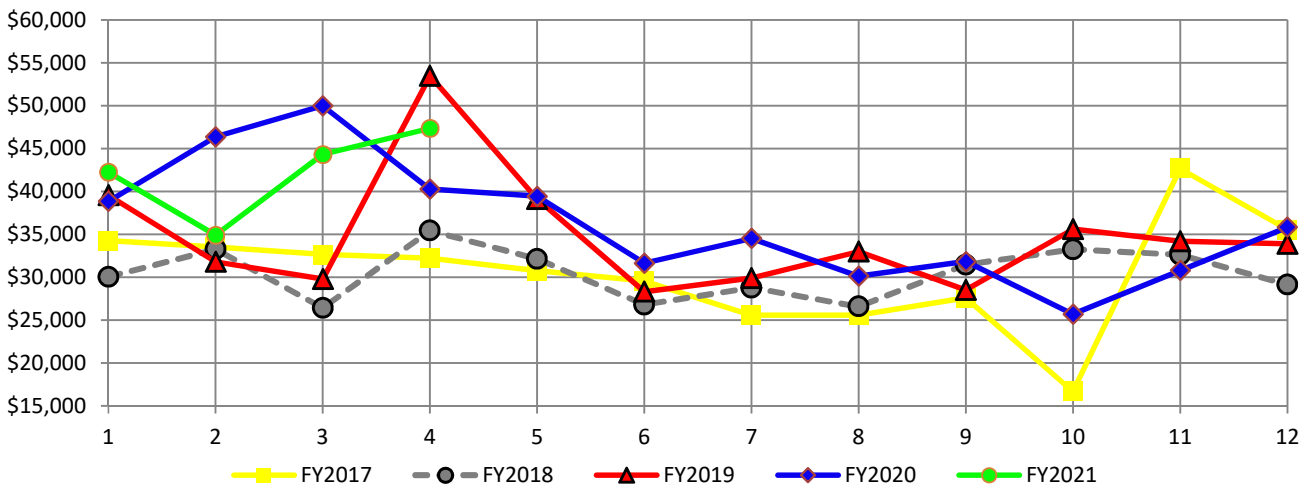
**AZTEC GROSS RECEIPTS DISTRIBUTION  
FISCAL YEAR 2021: OCTOBER 2020  
SELECTED REPORTING SECTORS**

**GROSS RECEIPTS MONTHLY DISTRIBUTION: GROCERIES**

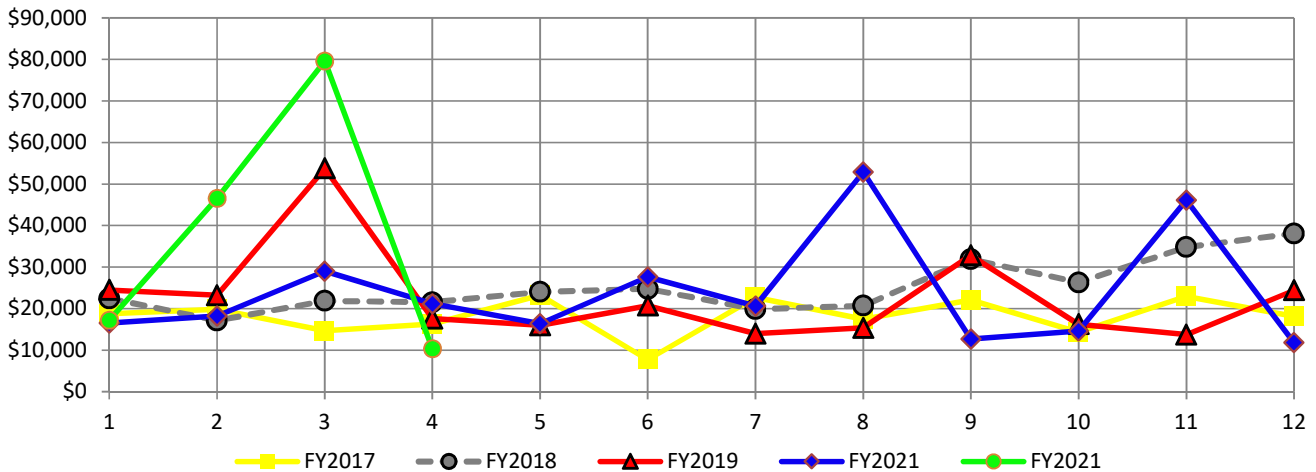
*May 2018 includes correction for March 2018*



**GROSS RECEIPTS MONTHLY DISTRIBUTION: ACCOMMODATION & FOOD**



**GROSS RECEIPTS MONTHLY DISTRIBUTION: HEALTH CARE AND MEDICAL DISTRIBUTION**

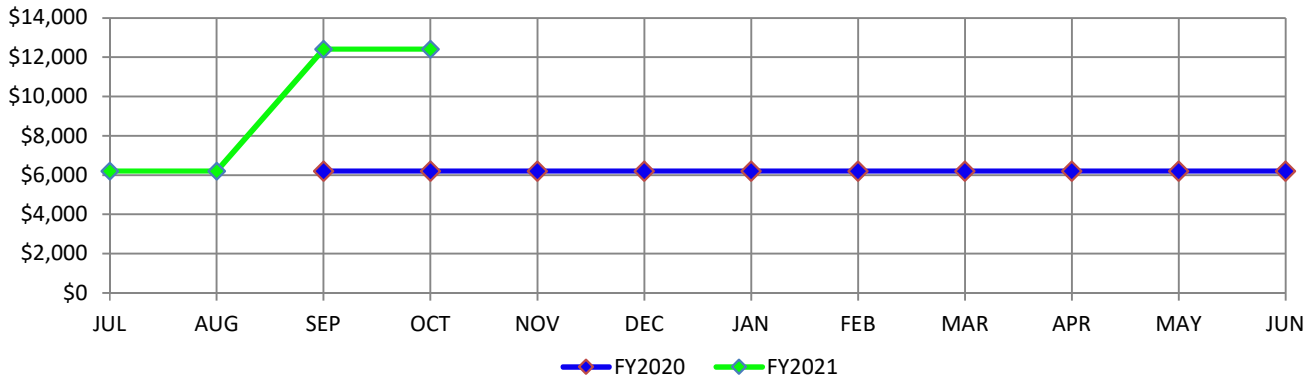


**AZTEC GROSS RECEIPTS DISTRIBUTION  
FISCAL YEAR 2021: OCTOBER 2020  
SELECTED REPORTING SECTORS**

**GROSS RECEIPTS MONTHLY DISTRIBUTION: INTERNET SALES DISTRIBUTION**

HB6 EFF 7/1/2019, FIRST DISTRIBUTION 9/2019

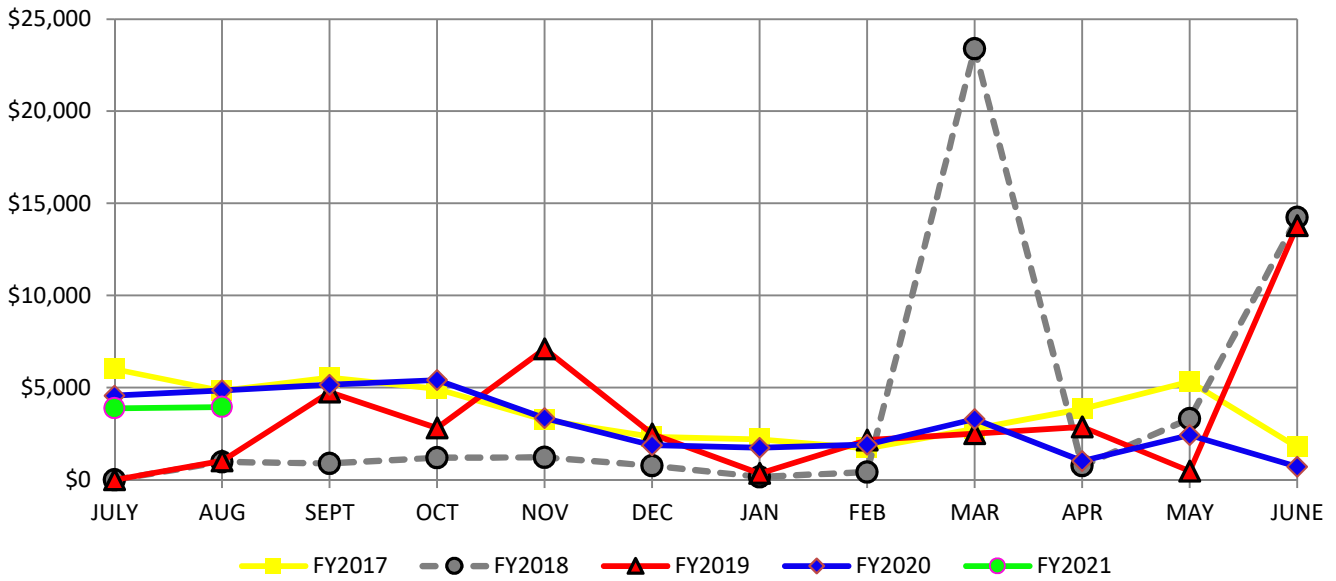
FY20 & 21 DISTRIBUTION BASED ON POPULATION; JUNE 2020 LEGISLATURE DOUBLED  
DISTRIBUTION FROM 9/2020 - 8/2021



**CITY OF AZTEC**  
**LODGERS TAX as Reported through August 2020**  
**GAS TAX October 2020**

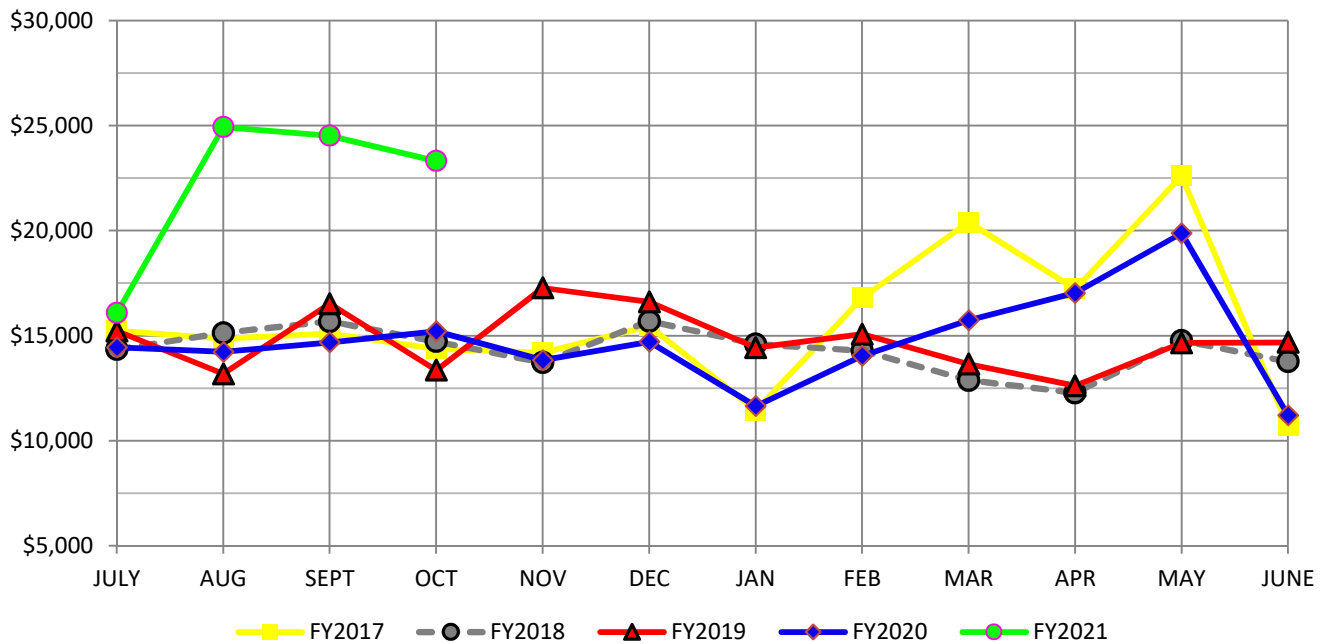
**LODGERS TAX**

*Monthly revenue reports and tax are due by the 25th of the following month*



Amounts are based on reporting period after information is received by the City; tax payers may report late; causing unusual spikes or dips when graphing the receipts.

**MUNICIPAL ROAD FUND: GASOLINE TAX**



Amounts are based on when revenues are received by City; tax payers may submit late to the state or the state may experience delays in distributing funds to the City - resulting in no receipts or unusual spikes or dips on the graph



## GRT Sector Averages FY17 through FY21

