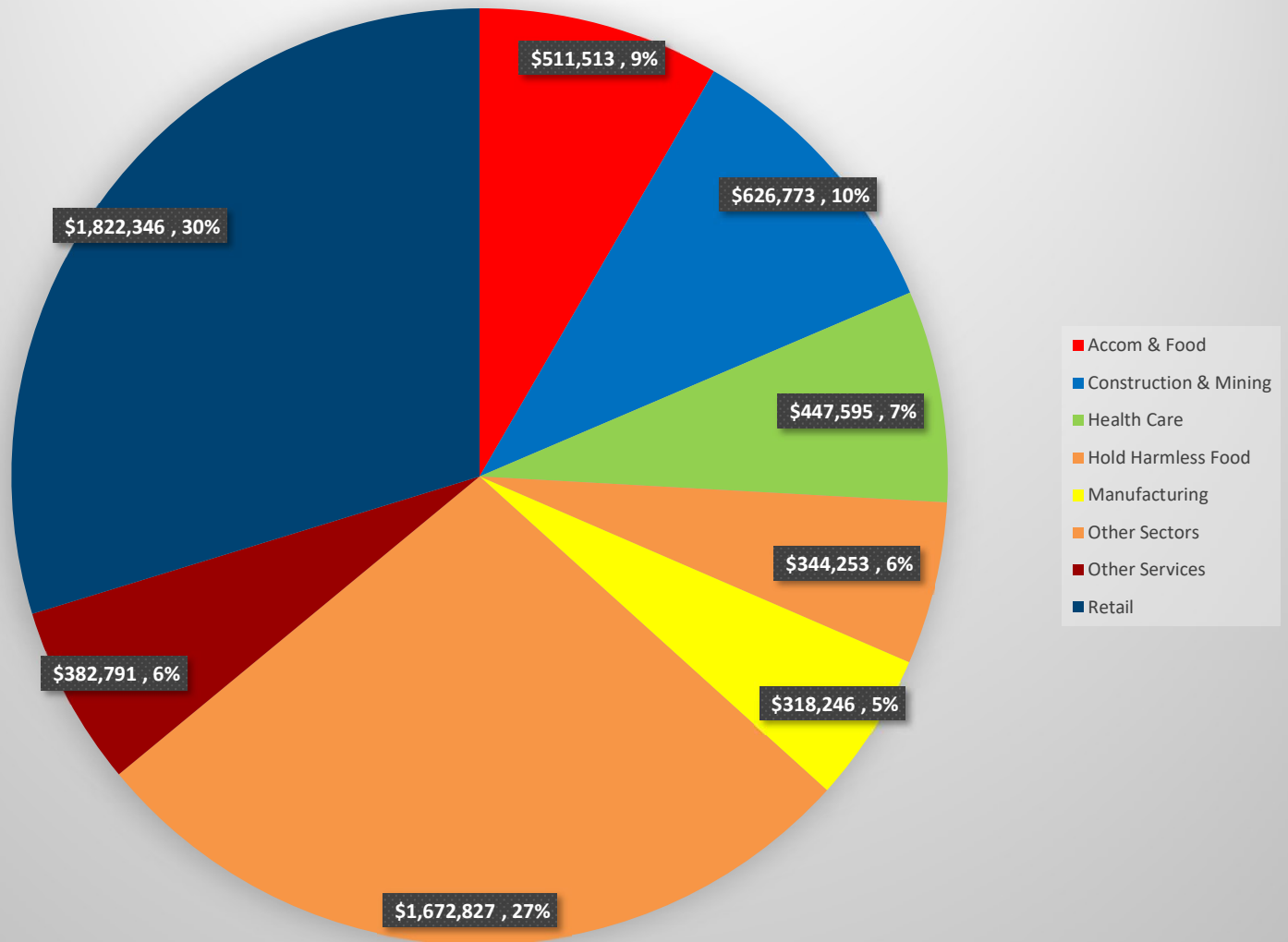


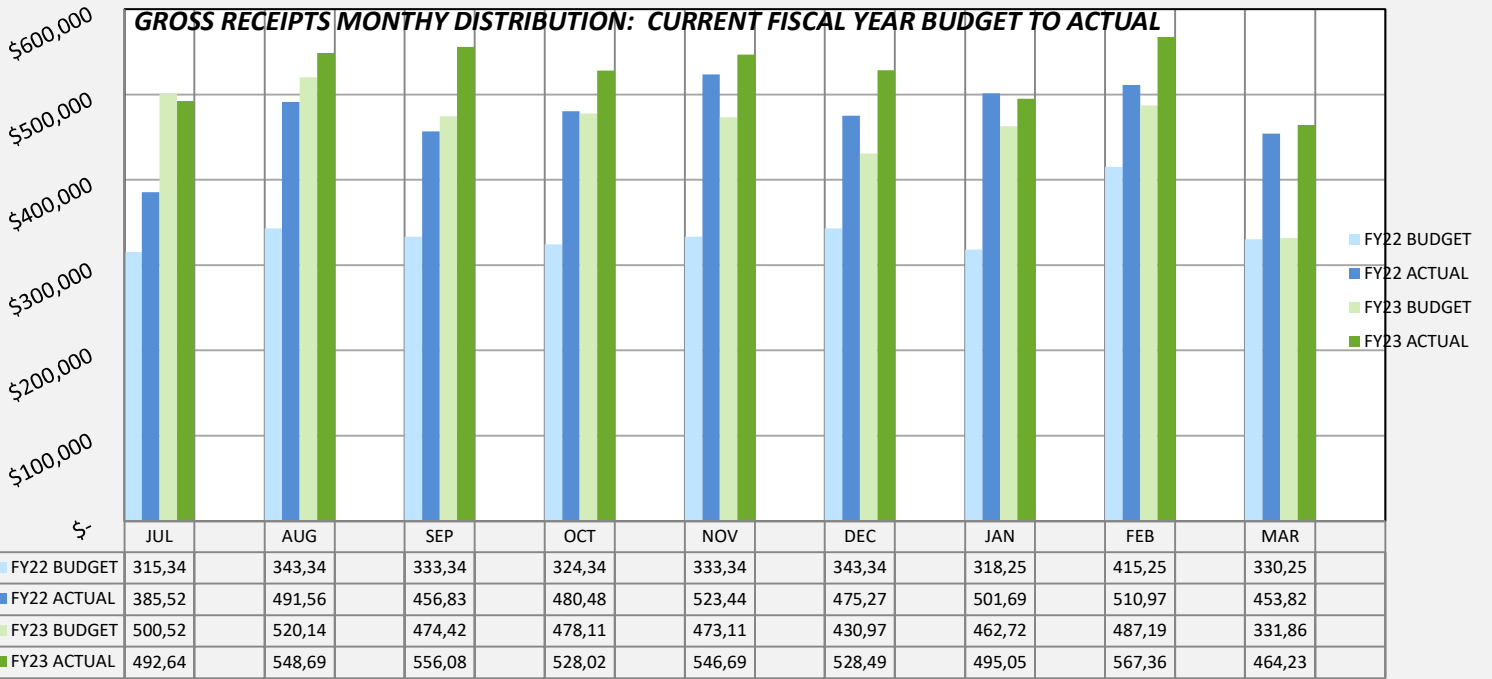
AZTEC GROSS RECEIPTS DISTRIBUTION
FISCAL YEAR 2023: JULY 2022 THRU MARCH 2023
SELECTED REPORTING SECTORS

FY23 Gross Receipts by Reporting Category
(excludes penalties & interest)
JUL 2022 THRU MARCH 2023



Other Sectors Includes: Other Sectors Includes: Other Sectors Includes: Wholesale, Prof & Tech Services, Internet Sales, Agriculture, Art, Financial & Insurance Services, Education, Transportation, Utilities, Compensating Tax, Administrative & Support Services, Public Administration and Information Services

AZTEC GROSS RECEIPTS DISTRIBUTION
FISCAL YEAR 2023: JULY 2022 THRU MARCH 2023
SELECTED REPORTING SECTORS

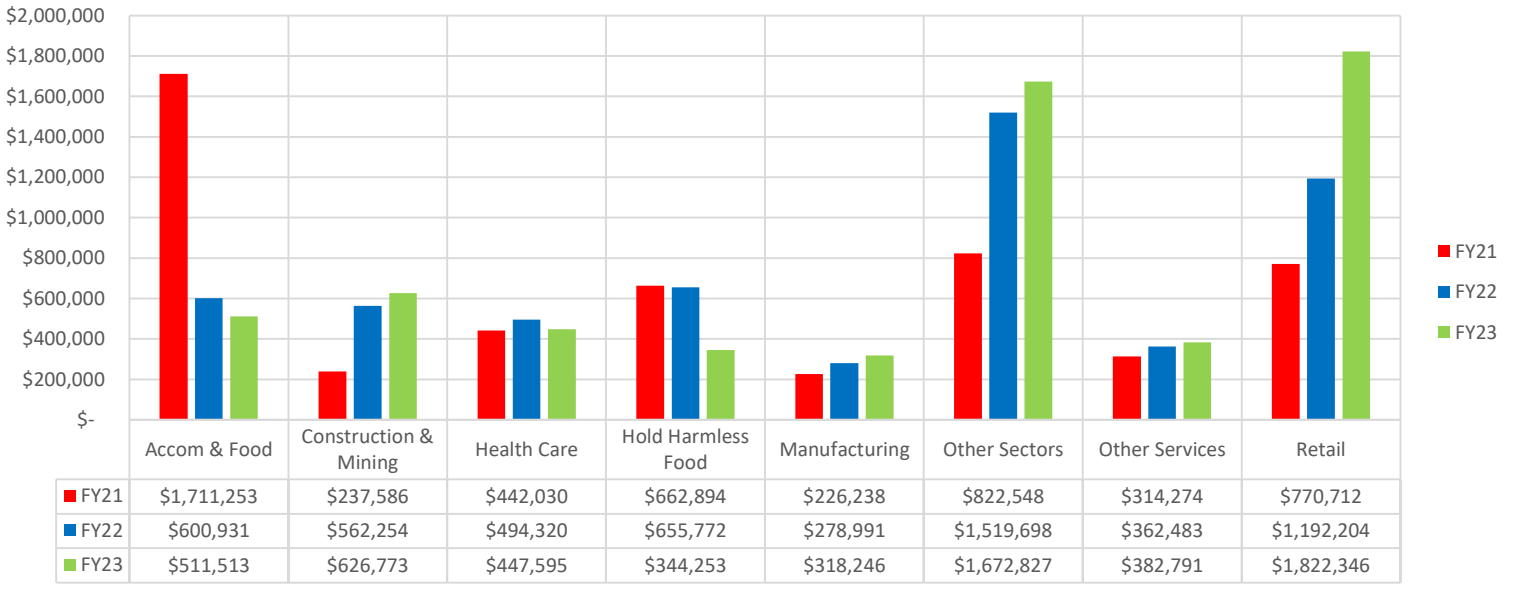


Gross Receipts Distribution by Fund

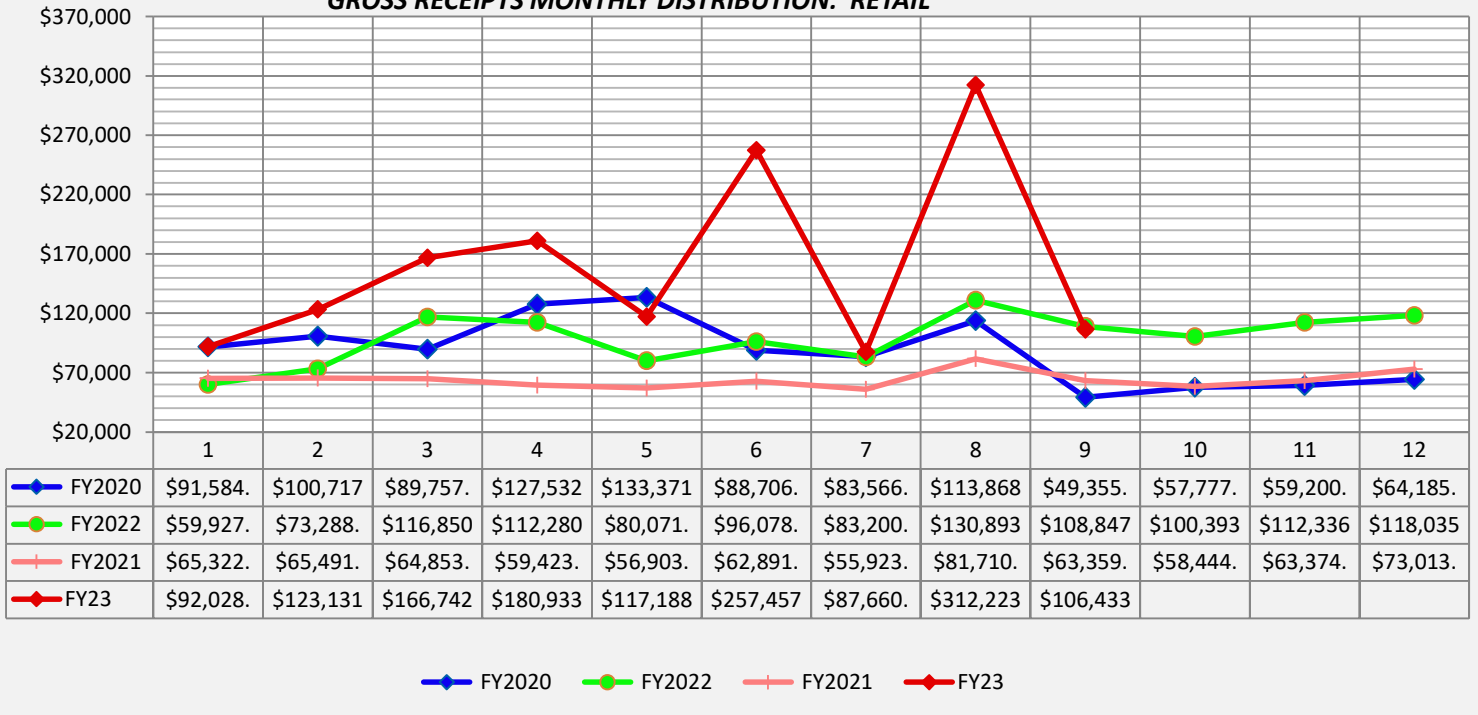


AZTEC GROSS RECEIPTS DISTRIBUTION
FISCAL YEAR 2023: JULY 2022 THRU MARCH 2023
SELECTED REPORTING SECTORS

FY21 FY22 *FY23 Gross Receipts by Reporting Category
(excludes penalties & interest)
 *THROUGH MARCH 2023

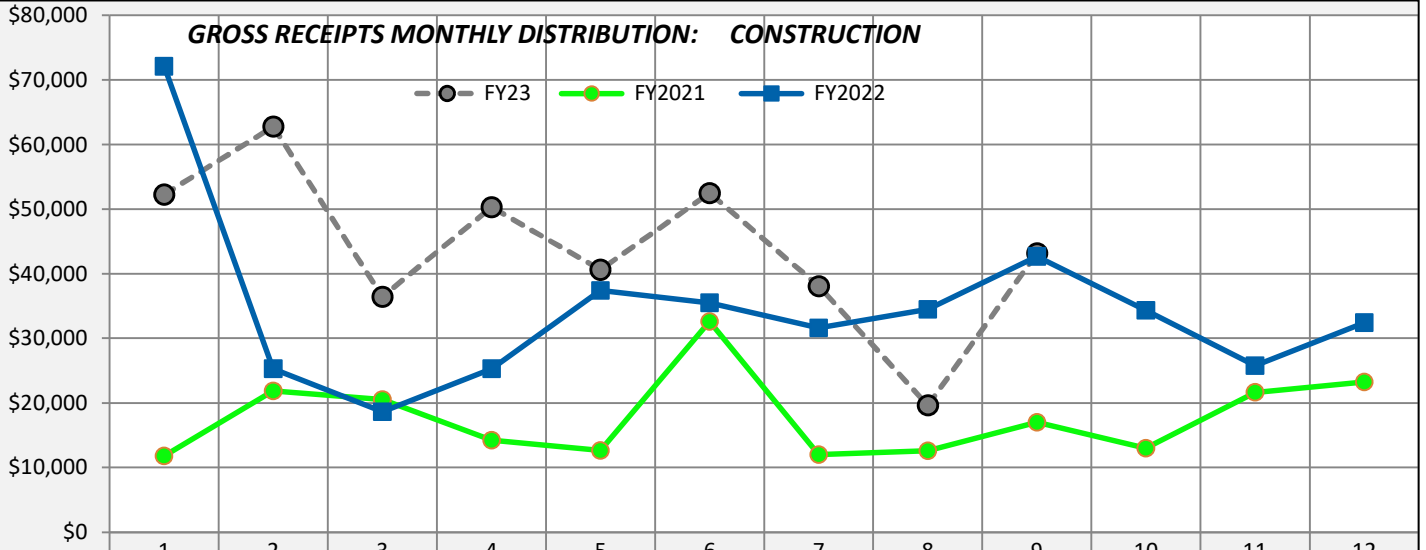


GROSS RECEIPTS MONTHLY DISTRIBUTION: RETAIL



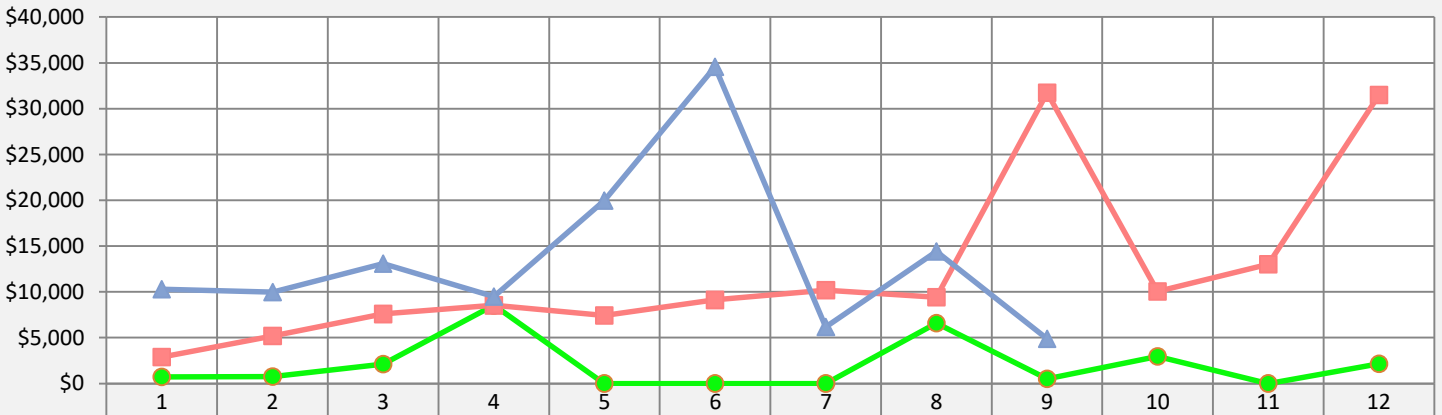
AZTEC GROSS RECEIPTS DISTRIBUTION
FISCAL YEAR 2023: JULY 2022 THRU MARCH 2023
SELECTED REPORTING SECTORS

GROSS RECEIPTS MONTHLY DISTRIBUTION: CONSTRUCTION



● FY23	\$52,272.	\$62,776.	\$36,418.	\$50,310.	\$40,610.	\$52,473.	\$38,099.	\$19,621.	\$43,167.			
● FY2021	\$11,795.	\$21,874.	\$20,542.	\$14,222.	\$12,617.	\$32,609.	\$11,996.	\$12,611.	\$17,009.	\$13,007.	\$21,658.	\$23,261.
■ FY2022	\$72,106.	\$25,273.	\$18,671.	\$25,273.	\$37,406.	\$35,510.	\$31,616.	\$34,483.	\$42,663.	\$34,358.	\$25,790.	\$32,412.

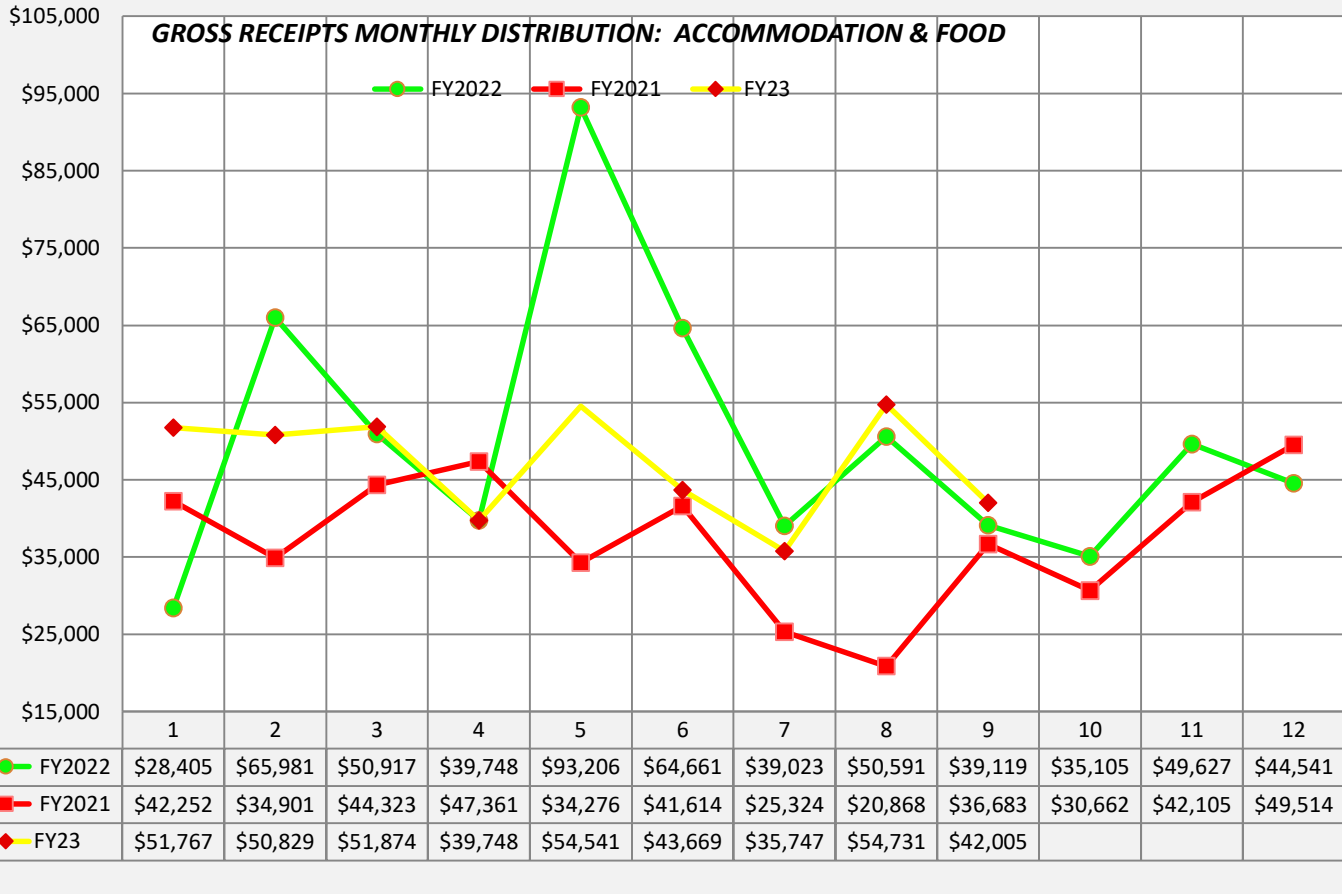
GROSS RECEIPTS MONTHLY DISTRIBUTION: MINING



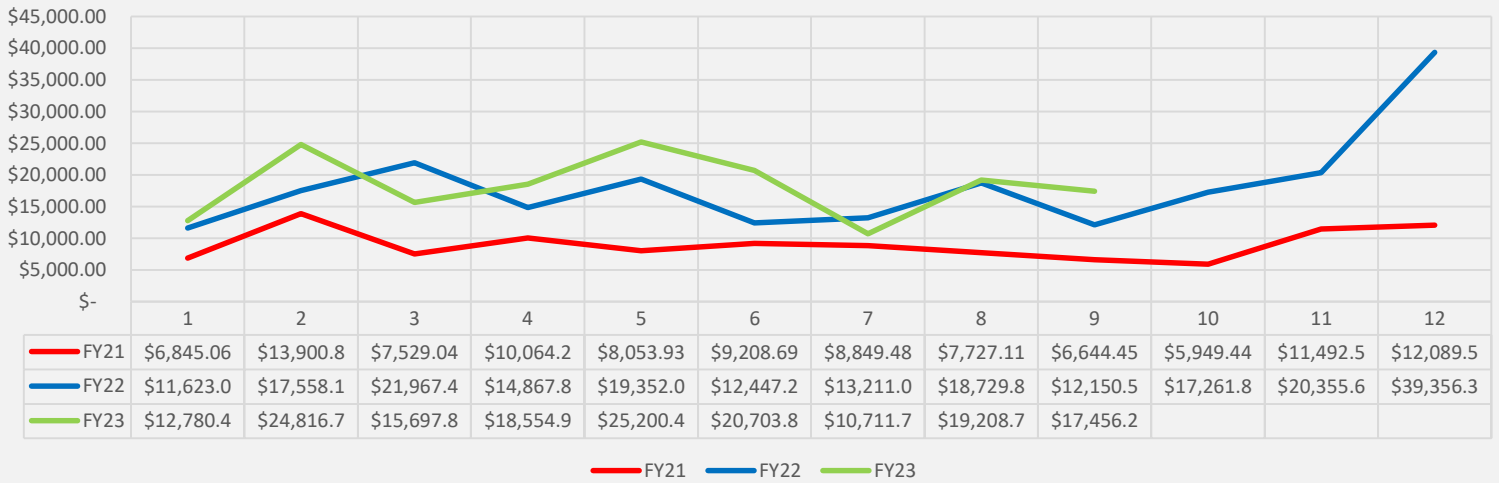
● FY2021	\$731.49	\$769.70	\$2,121.8	\$8,536.6	\$-	\$-	\$-	\$6,575.7	\$520.14	\$2,958.1	\$-	\$2,163.3
■ FY22	\$2,906	\$5,200.3	\$7,598.1	\$8,536.6	\$7,424.5	\$9,127.3	\$10,202.	\$9,398.3	\$31,720.	\$10,036.	\$13,019.	\$31,516.
▲ FY23	\$10,285.	\$9,970.1	\$13,091.	\$9,511	\$19,986.	\$34,563.	\$6,183.4	\$14,423.	\$4,893.2			

● FY2021 ■ FY22 ▲ FY23

**AZTEC GROSS RECEIPTS DISTRIBUTION
FISCAL YEAR 2023: JULY 2022 THRU MARCH 2023
SELECTED REPORTING SECTORS**



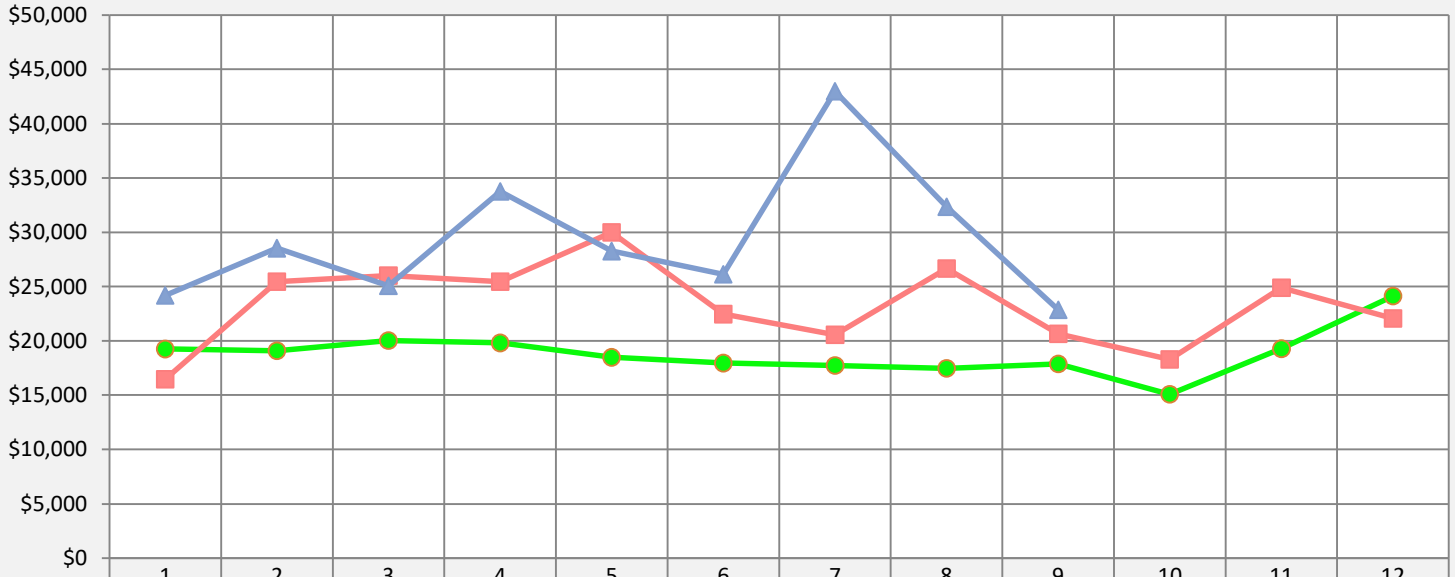
REAL ESTATE



**AZTEC GROSS RECEIPTS DISTRIBUTION
FISCAL YEAR 2023: JULY 2022 THRU MARCH 2023
SELECTED REPORTING SECTORS**

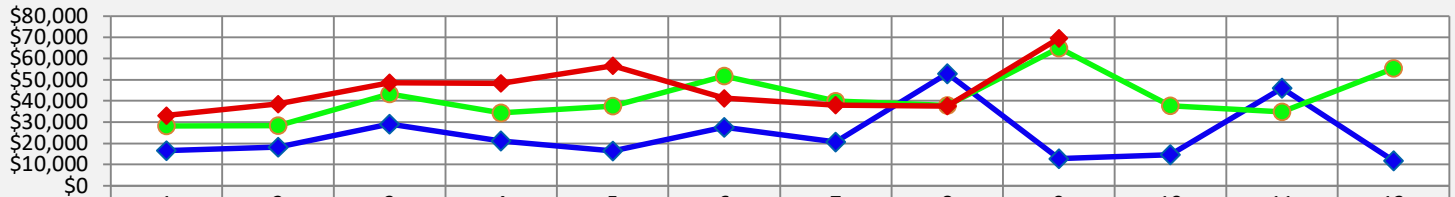
GROSS RECEIPTS MONTHLY DISTRIBUTION: MANUFACTURING

● FY2021 ■ FY22 ▲ FY23



FY2021	\$19,266.	\$19,102.	\$20,024.	\$19,806.	\$18,473.	\$17,953.	\$17,754.	\$17,486.	\$17,877.	\$15,081.	\$19,285.	\$24,126.
FY22	\$16,458.	\$25,461.	\$26,008.	\$25,461.	\$30,003.	\$22,453.	\$20,542.	\$26,659.	\$20,648.	\$18,308.	\$24,911.	\$22,074.
FY23	\$24,187.	\$28,531.	\$25,068.	\$33,756.	\$28,281.	\$26,132.	\$42,985.	\$32,363.	\$22,869.			

GROSS RECEIPTS MONTHLY DISTRIBUTION: HEALTH CARE AND MEDICAL DISTRIBUTION



FY2021	16,506	18,202	29,045	21,126	16,349	27,594	20,604	52,873	12,693	14,636	46,089	11,799
FY2022	28,205	28,343	43,271	34,347	37,544	51,730	39,966	37,902	64,951	37,753	34,870	55,436
FY23	33,161	38,587	48,542	48,307	56,605	41,239	37,955	37,541	69,528			

◆ FY2021 ● FY2022 ◆ FY23