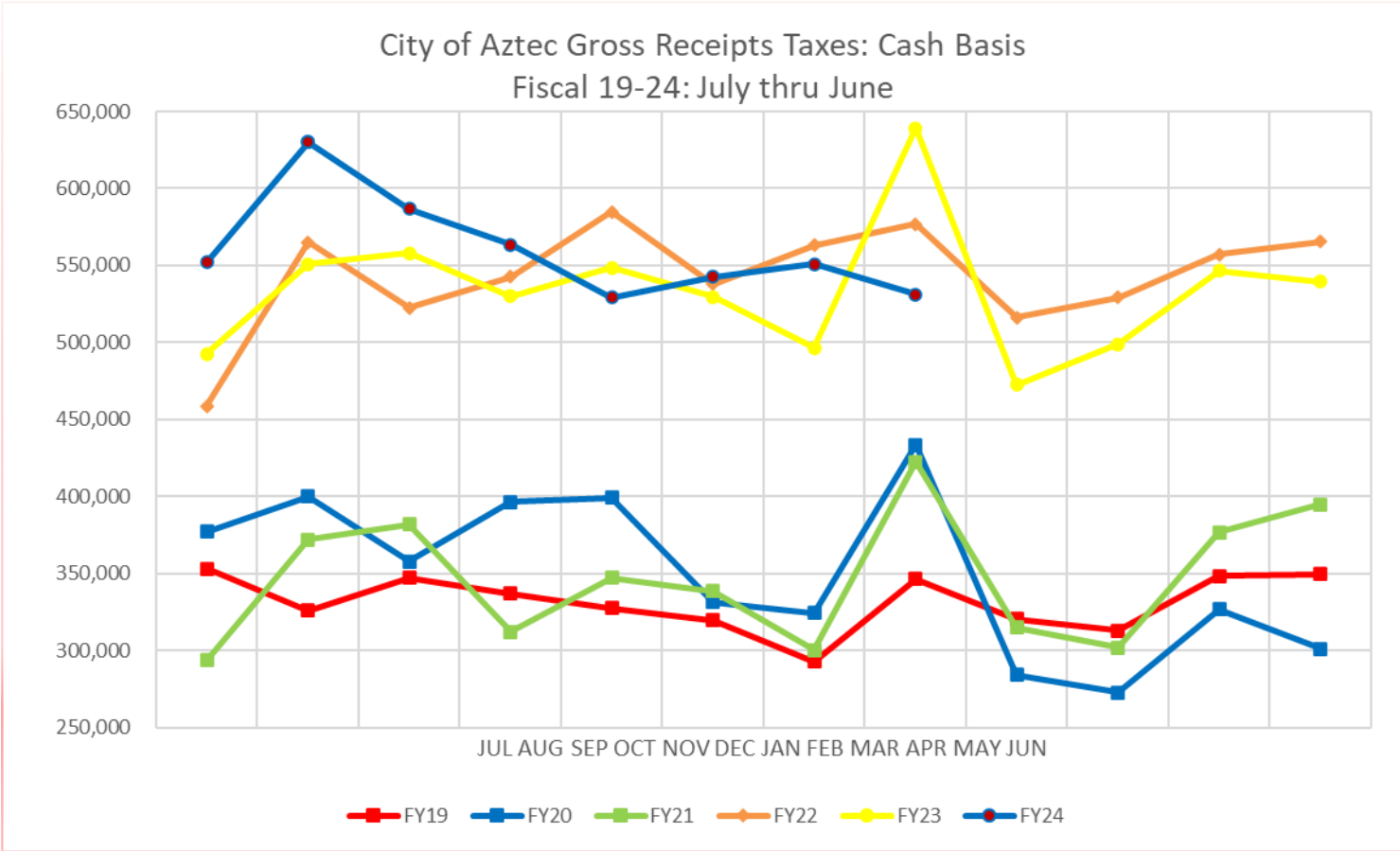


**GRT UPDATE 2/24**  
**FY 24, JUL 2023 THRU FEB 2024**

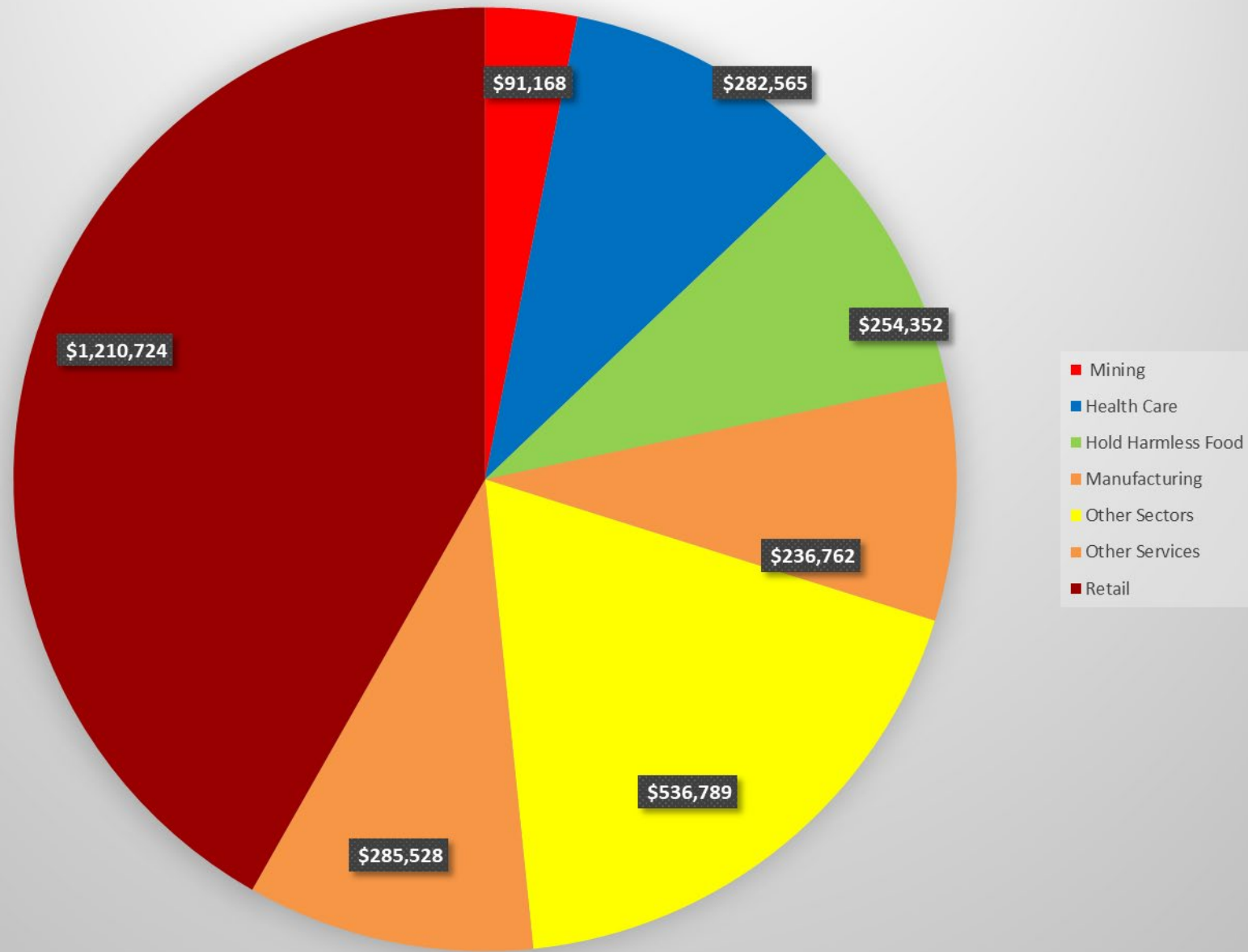


CITY OF AZTEC GROSS RECEIPTS TAXES

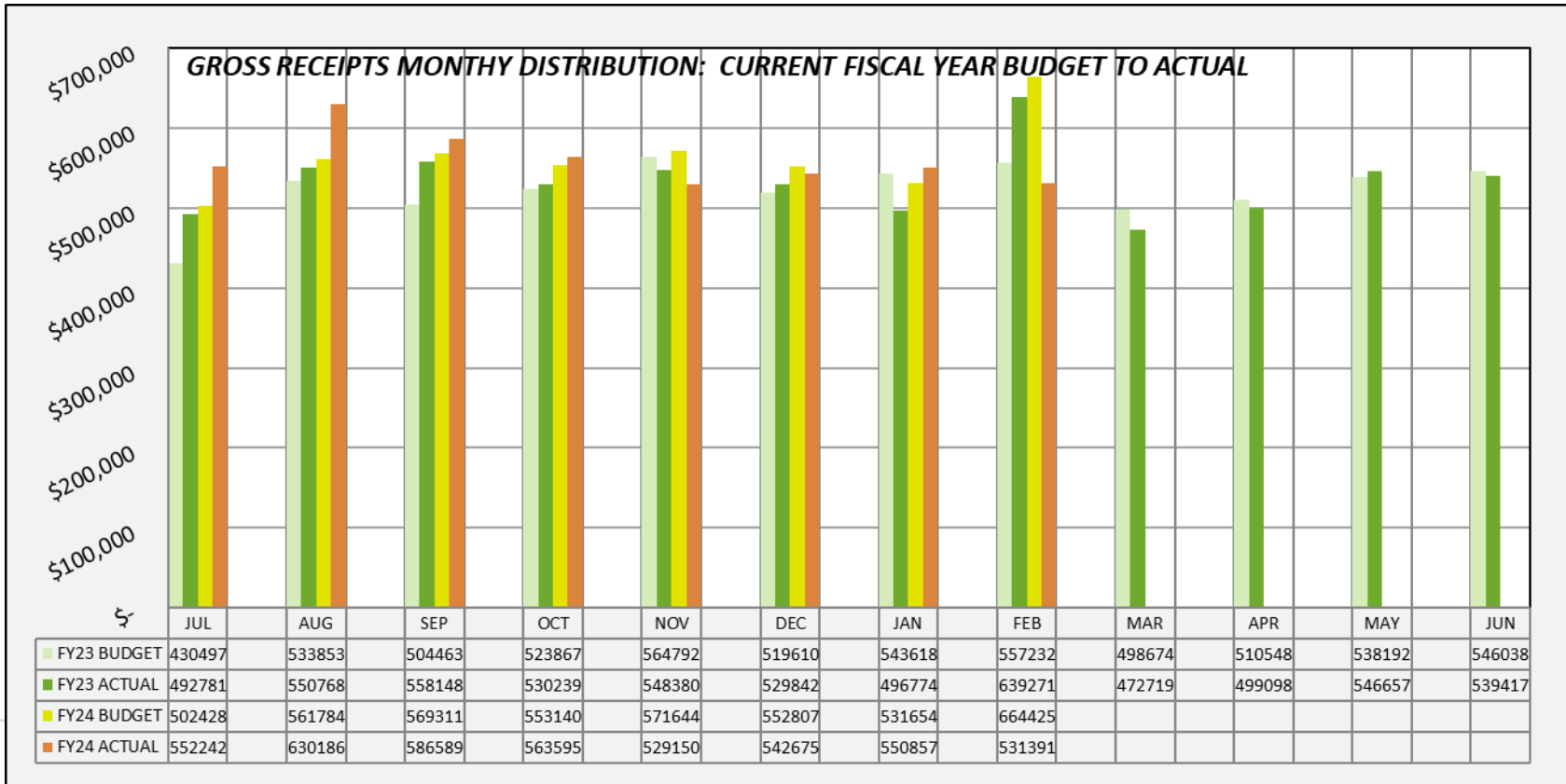
FISCAL YEAR 2019 THRU 2024: JULY THRU JUNE

	FY19	FY20	FY21	FY22	FY23	FY24
<b>Annual GRT Budget</b>	\$ 3,671,295	\$ 3,938,375	\$ 2,927,386	\$ 4,833,017	\$ 6,266,552	6,637,349
<b>JULY</b>	353,016	377,303	293,578	458,640	492,781	552,242
<b>AUGUST</b>	326,134	400,062	372,268	565,290	550,769	630,186
<b>SEPTEMBER</b>	347,278	357,951	381,806	522,435	558,148	586,589
<b>OCTOBER</b>	337,098	396,357	312,104	542,530	530,239	563,595
<b>NOVEMBER</b>	327,578	399,259	347,165	584,914	548,381	529,150
<b>DECEMBER</b>	319,662	331,610	338,725	538,121	529,843	542,675
<b>JANUARY</b>	292,887	324,326	300,437	562,985	496,774	550,857
<b>FEBRUARY</b>	346,561	433,570	422,648	577,053	639,271	531,391
<b>MARCH</b>	320,524	284,335	315,156	516,440	472,719	
<b>APRIL</b>	312,877	272,794	302,125	529,178	499,098	
<b>MAY</b>	348,566	326,726	377,034	557,380	546,658	
<b>JUNE</b>	349,743	301,143	394,984	565,497	539,417	
<b>Total Distribution</b>	\$ 3,981,925	\$ 4,205,436	\$ 4,158,028	\$ 6,520,462	\$ 6,404,099	\$ 1,182,428

**FY24 Gross Receipts by Reporting Category**  
**(excludes penalties & interest)**  
**JUL 2023 THRU FEB 2024**

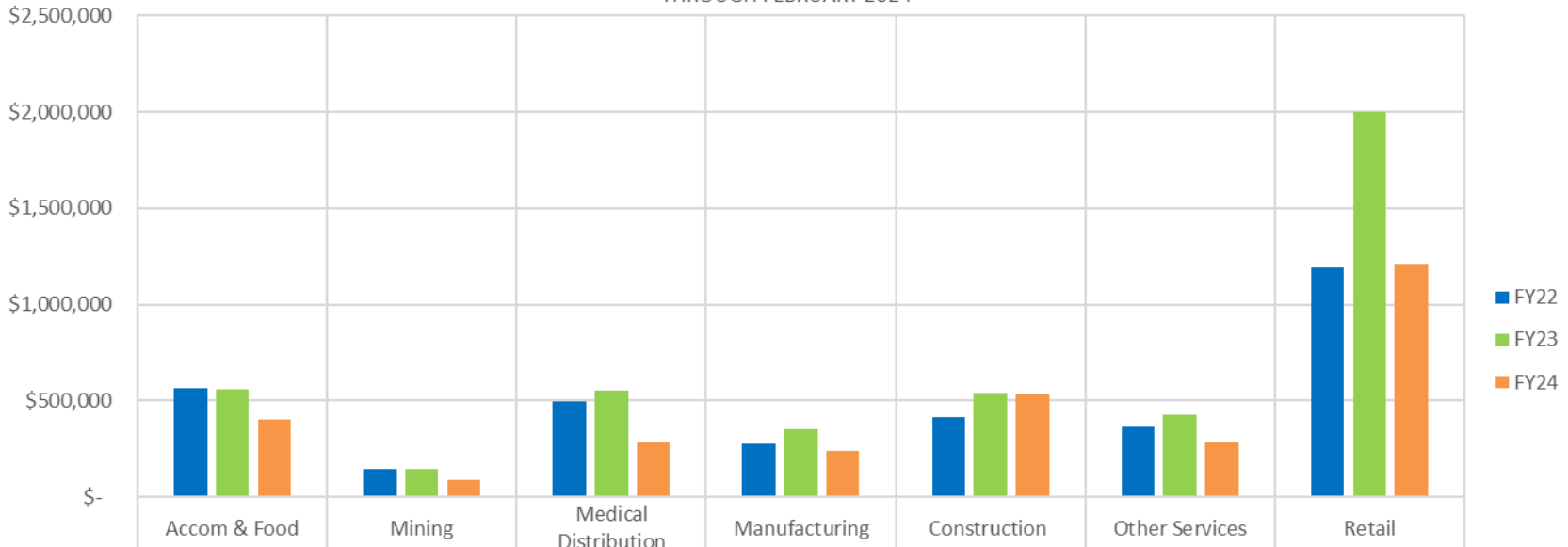


FY21 FY22, FY23, FY24 Gross Receipts by Reporting Category



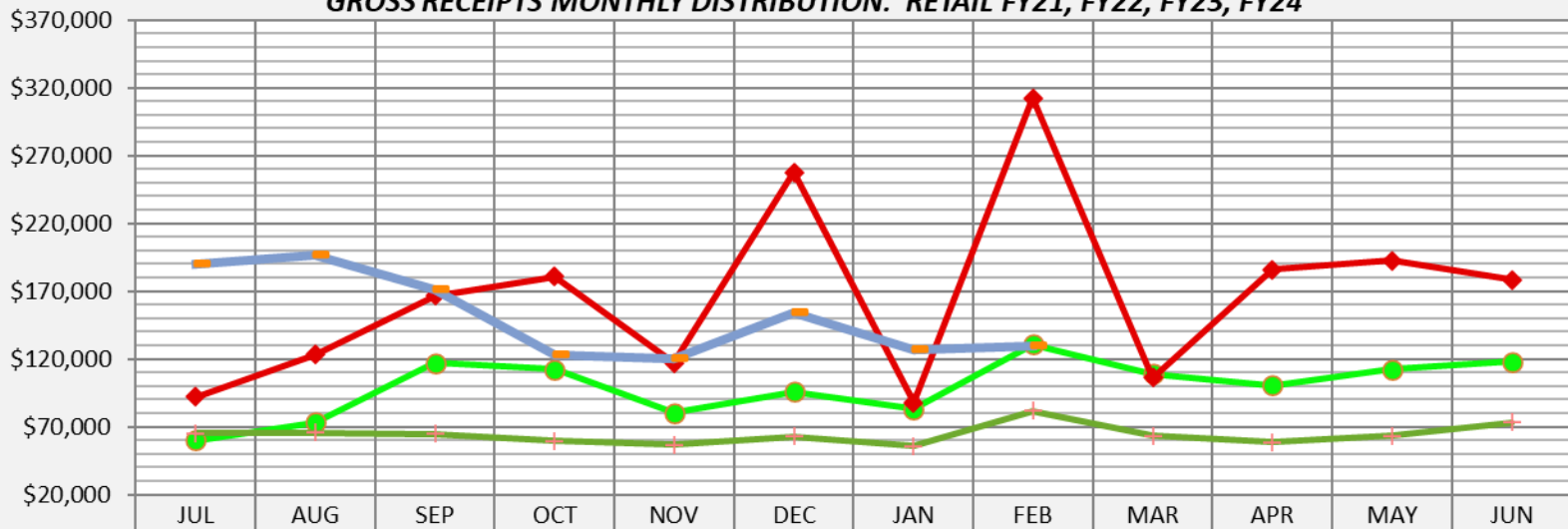
**FY21 FY22, FY23, FY24 Gross Receipts by Reporting Category  
(excludes penalties & interest)**

\*THROUGH FEBRUARY 2024



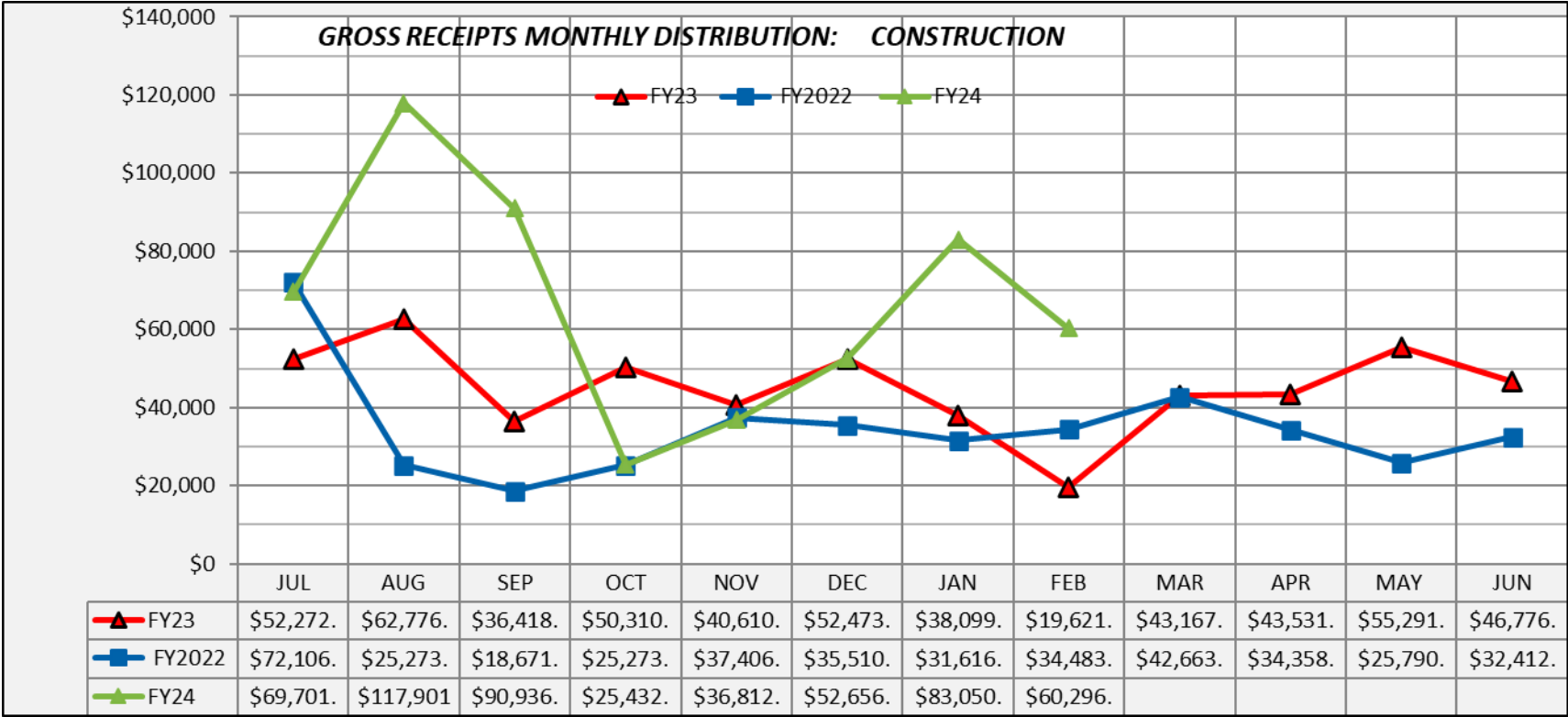
	Accom & Food	Mining	Medical Distribution	Manufacturing	Construction	Other Services	Retail
■ FY22	\$562,193	\$146,686	\$494,320	\$278,991	\$415,568	\$362,483	\$1,192,204
■ FY23	\$562,029	\$144,154	\$551,288	\$354,303	\$541,350	\$425,508	\$2,000,898
■ FY24	\$401,552	\$91,168	\$282,565	\$236,762	\$536,789	\$285,528	\$1,210,724

**GROSS RECEIPTS MONTHLY DISTRIBUTION: RETAIL FY21, FY22, FY23, FY24**

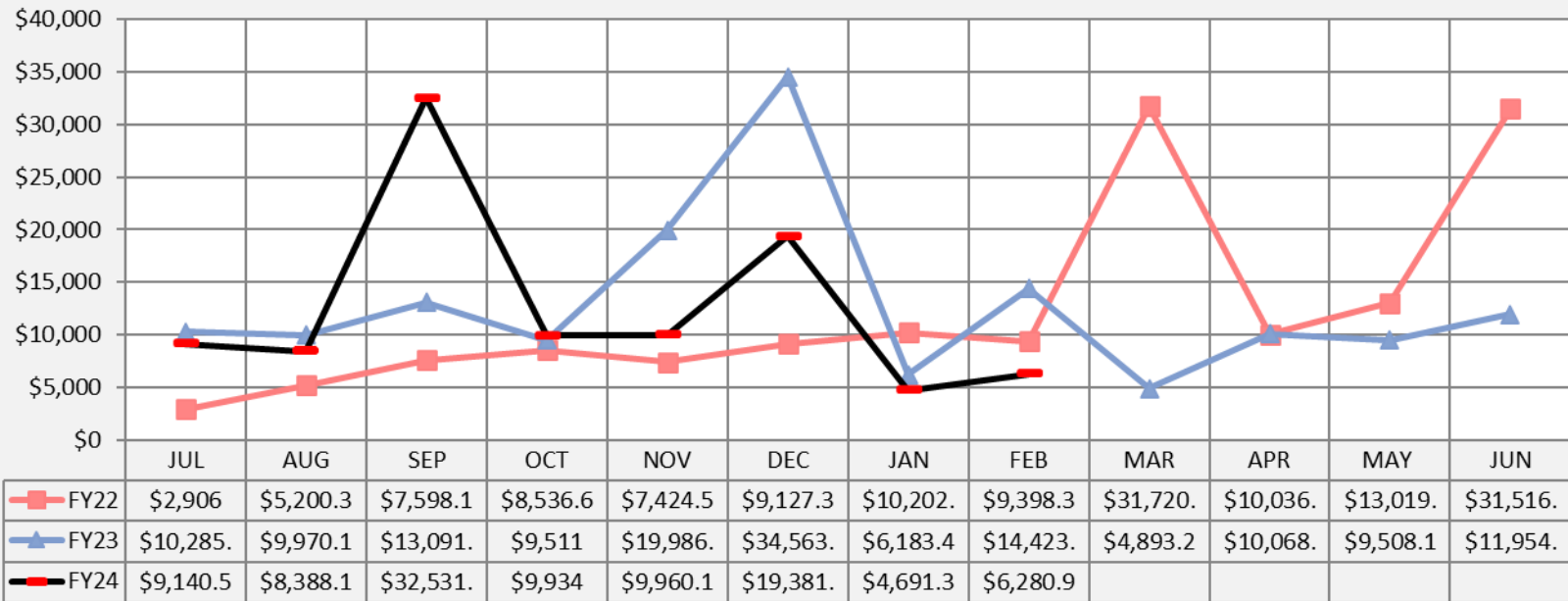


	JUL	AUG	SEP	OCT	NOV	DEC	JAN	FEB	MAR	APR	MAY	JUN
<span style="color: green;">●</span> FY2022	\$59,927	\$73,288	\$116,85	\$112,28	\$80,071	\$96,078	\$83,200	\$130,89	\$108,84	\$100,39	\$112,33	\$118,03
<span style="color: lightgreen;">+</span> FY2021	\$65,322	\$65,491	\$64,853	\$59,423	\$56,903	\$62,891	\$55,923	\$81,710	\$63,359	\$58,444	\$63,374	\$73,013
<span style="color: red;">◆</span> FY23	\$92,028	\$123,13	\$166,74	\$180,93	\$117,18	\$257,45	\$87,660	\$312,22	\$106,43	\$186,13	\$192,41	\$178,55
<span style="color: blue;">■</span> FY24	\$190,29	\$196,39	\$171,08	\$122,52	\$120,02	\$154,15	\$126,77	\$129,46				

● FY2022   
 + FY2021   
 ◆ FY23   
 ■ FY24



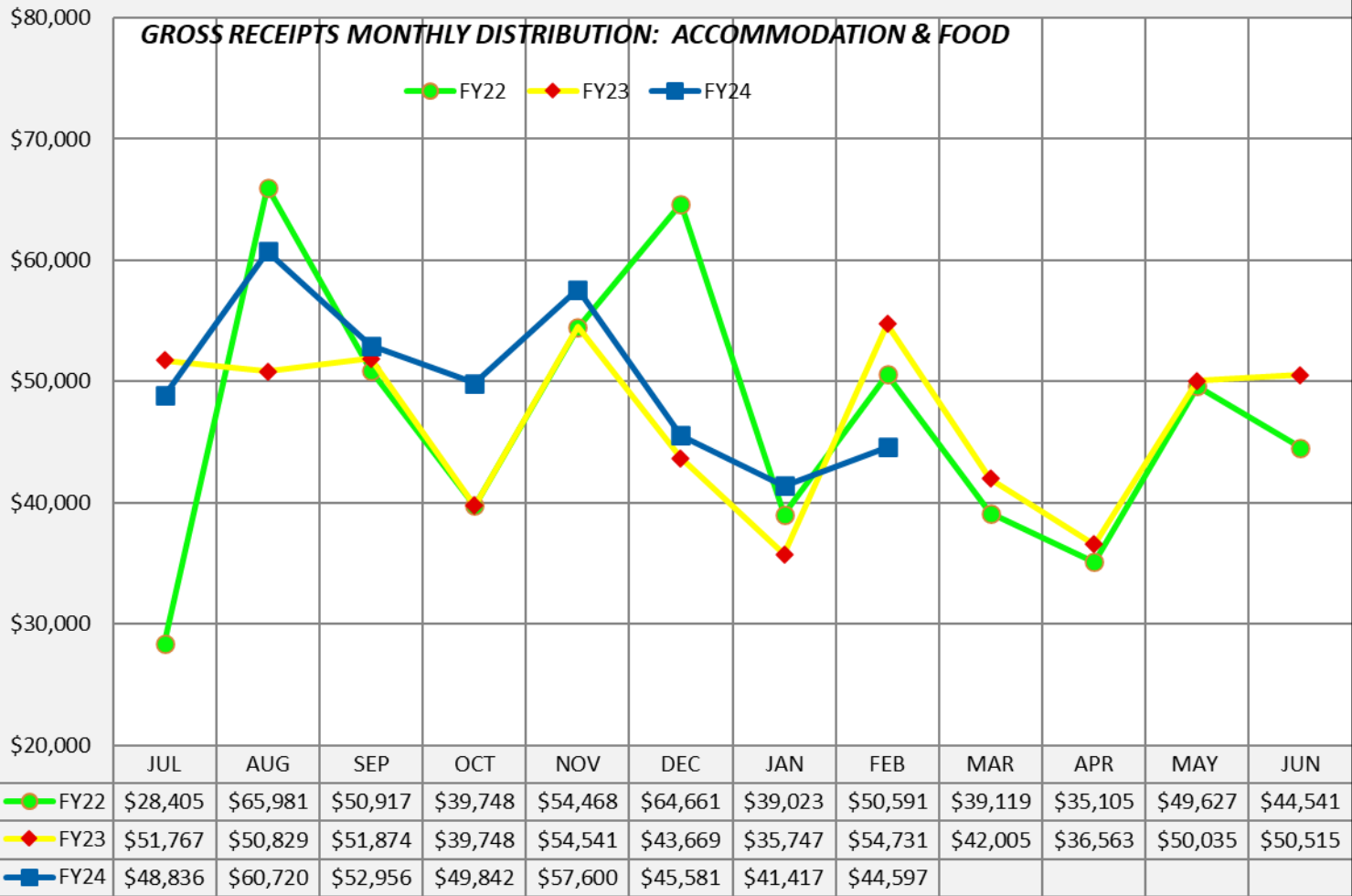
**GROSS RECEIPTS MONTHLY DISTRIBUTION: MINING FY22 FY23 FY24**



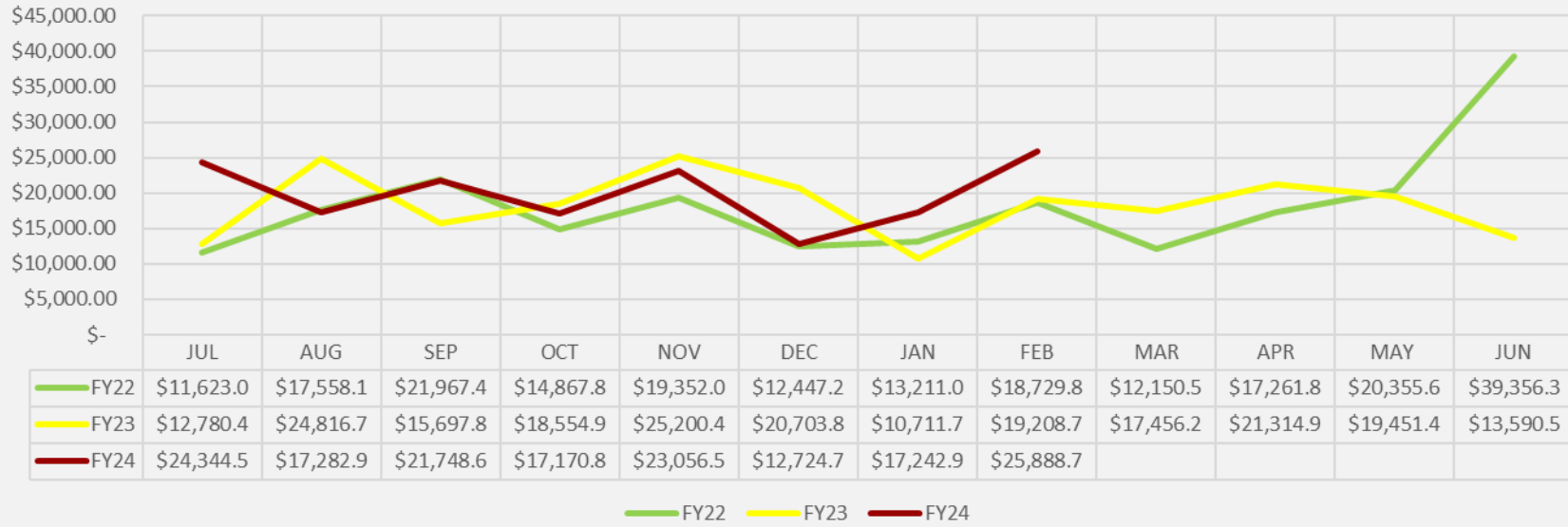
—■— FY22    —▲— FY23    —■— FY24



**GROSS RECEIPTS MONTHLY DISTRIBUTION: ACCOMMODATION & FOOD**

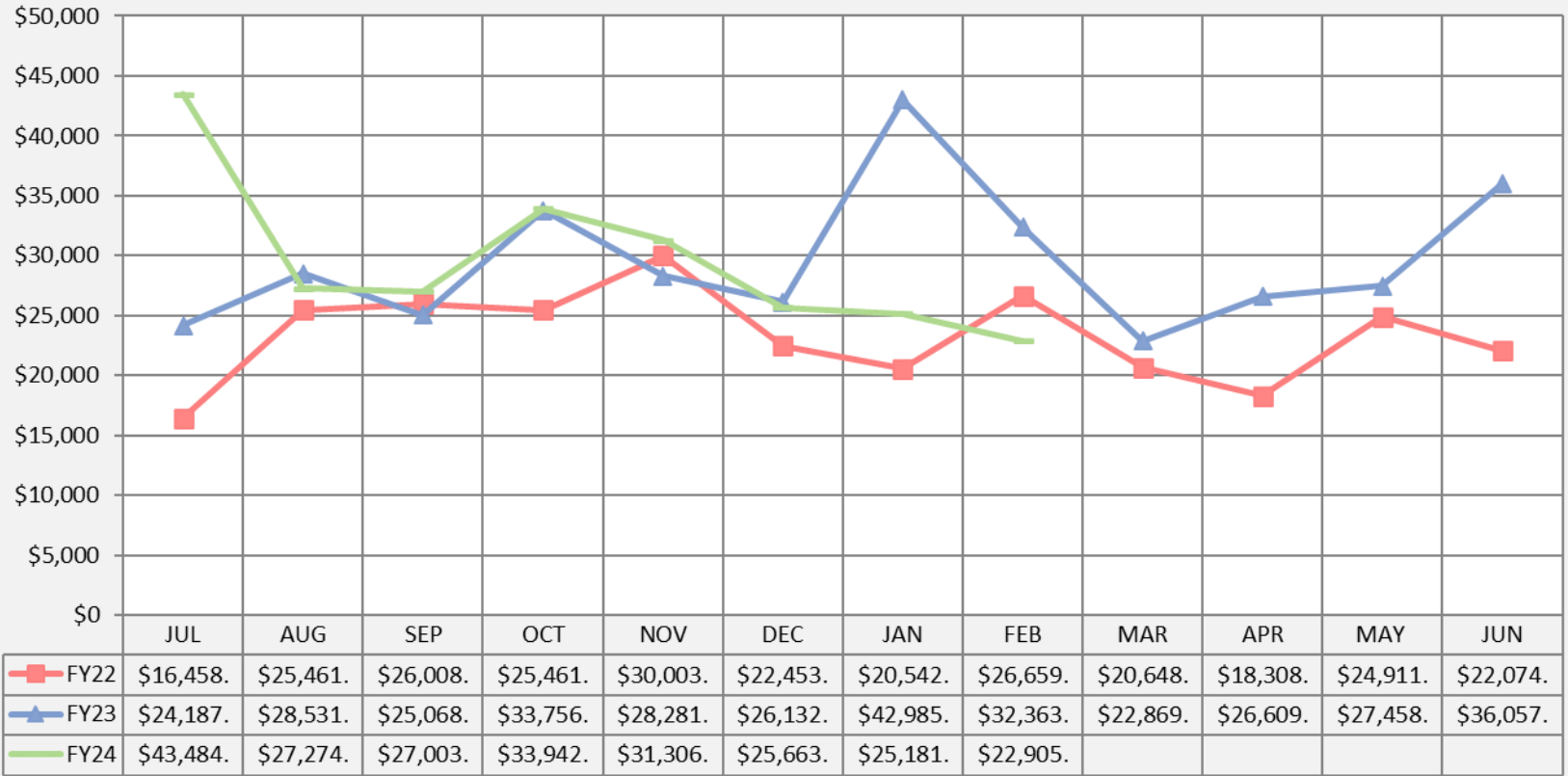


## REAL ESTATE



**GROSS RECEIPTS MONTHLY DISTRIBUTION: MANUFACTURING**

■ FY22 ▲ FY23 ▲ FY24



<b>NOVEMBER 2023 RECEIPTS FOR JANUARY 2024</b>					
<b>GROSS RECEIPTS TAXES</b>					
<b>BUDGET TO ACTUAL</b>					
<b>NOVEMBER RECEIPTS FOR JANUARY DISBURSEMENT</b>					
	FY/2024 G.R.T. BUDGET	FY/2024 G.R.T. ACTUAL	DIFF. BUDGET TO ACTUAL (SHORT)	% of Over (Short) Budget	% of Change FY23 TO FY24 Actual
January	552,807	542,675	(10,132)	-1.83%	2.42%
(601) Total Municipal Gross Receipts	247,493	238,453	(9,040)	-3.65%	
(601) Municipal Receipts (Food)	31,249	29,113	(2,136)	-6.83%	
(601)Municipal Receipts (Medical)	2,705	1,477	(1,228)	-45.40%	
(602) Total municipal gross receipts restricted	59,795	59,787	(8)	-0.01%	
(630) Total munic enviro	103	120	16	15.96%	
(635) Total Muni Cap Outlay GRT	414	479	66	15.87%	
(645) Total Muni Infra	414	479	66	15.87%	
(650) Total Muni Grt	2,117	2,508	391	18.47%	
(690) Total muni share State GRT	202,700	203,080	380	0.19%	
SUBTOTAL GRM218	546,989	535,496	(11,493)	-2.10%	
Interstate telecom Tax	138	176	38	27.29%	
Compensating Tax	4,440	5,387	947	21.33%	
Cannabis Tax	1,240	1,616	376	30.36%	
SUBTOTAL OTHER	5,818	7,179	1,361	23.39%	
<b>TOTAL</b>	<b>552,807</b>	<b>542,675</b>	<b>(10,132)</b>	<b>-1.83%</b>	

DECEMBER 2023 RECEIPTS FOR FEBRUARY 2024					
GROSS RECEIPTS TAXES					
BUDGET TO ACTUAL					
DECEMBER RECEIPTS FOR FEBRUARY DISBURSEMENT					
	FY/2024 G.R.T. BUDGET	FY/2024 G.R.T. ACTUAL	DIFF. BUDGET TO ACTUAL (SHORT)	% of Over (Short) Budget	% of Change FY23 TO FY24 Actual
February	664,425	531,391	(133,034)	-20.02%	-16.88%
(601) Total Municipal Gross Receipts	271,860	228,977	(42,883)	-15.77%	
(601) Municipal Receipts (Food)	64,222	30,311	(33,910)	-52.80%	
(601)Municipal Receipts (Medical)	2,280	1,206	(1,074)	-47.12%	
(602) Total municipal gross receipts restricted	72,443	57,887	(14,556)	-20.09%	
(630) Total munic enviro	116	260	145	124.81%	
(635) Total Muni Cap Outlay GRT	464	1,047	583	125.58%	
(645) Total Muni Infra	464	1,047	583	125.58%	
(650) Total Muni Grt	2,276	5,639	3,363	147.74%	
(690) Total muni share State GRT	244,787	199,534	(45,253)	-18.49%	
SUBTOTAL GRM218	658,911	525,907	(133,004)	-20.19%	
Interstate telecom Tax	134	48	(86)	-64.21%	
Compensating Tax	3,452	5,436	1,985	57.50%	
Cannabis Tax	1,928	-	(1,928)	-100.00%	
SUBTOTAL OTHER	5,514	5,484	(30)	-0.54%	
TOTAL	664,425	531,391	(133,034)	-20.02%	

