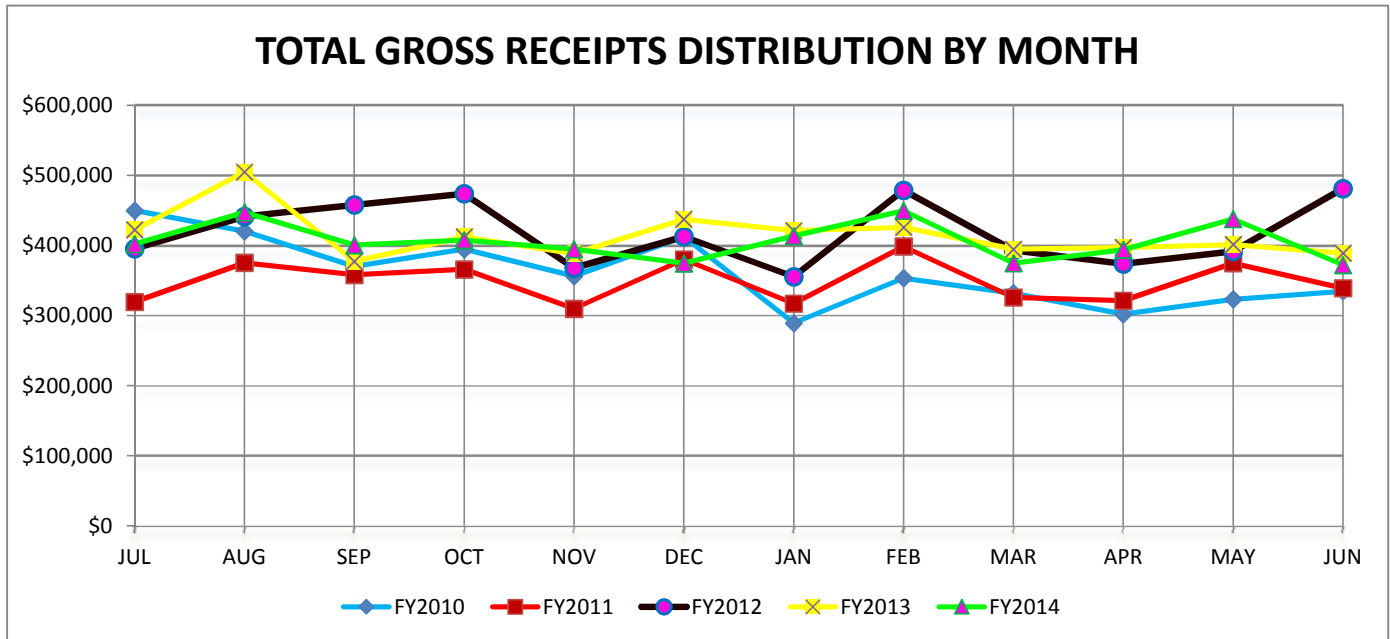


**AZTEC GROSS RECEIPTS TAX DISTRIBUTION
FISCAL YEAR 2014**

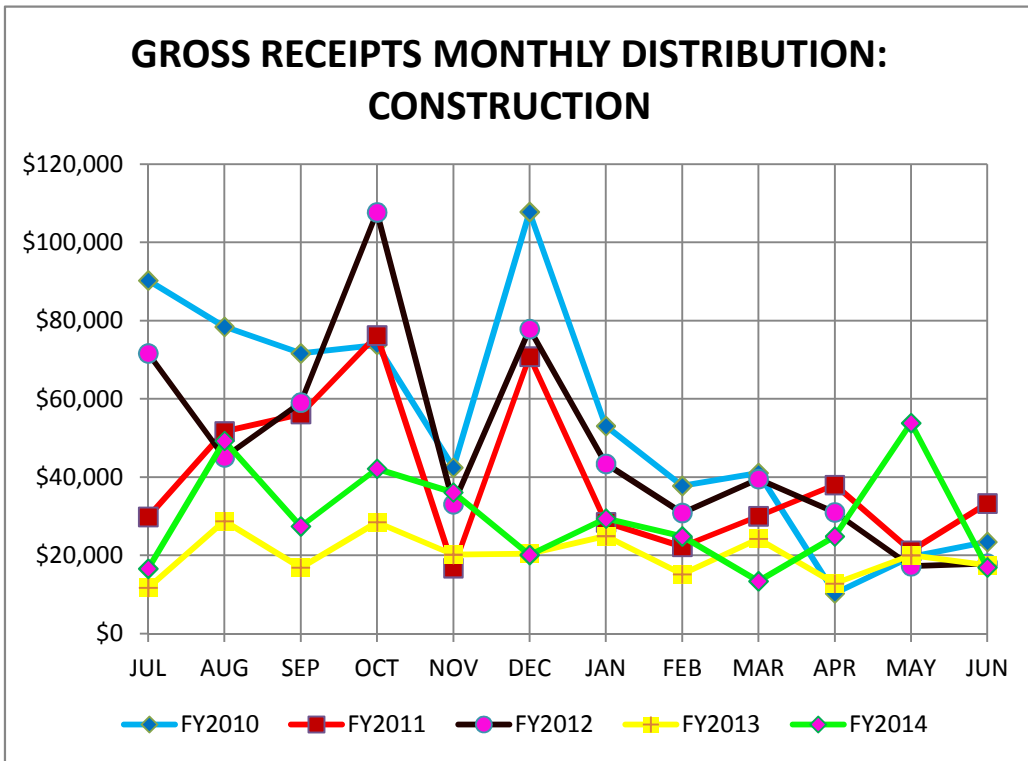
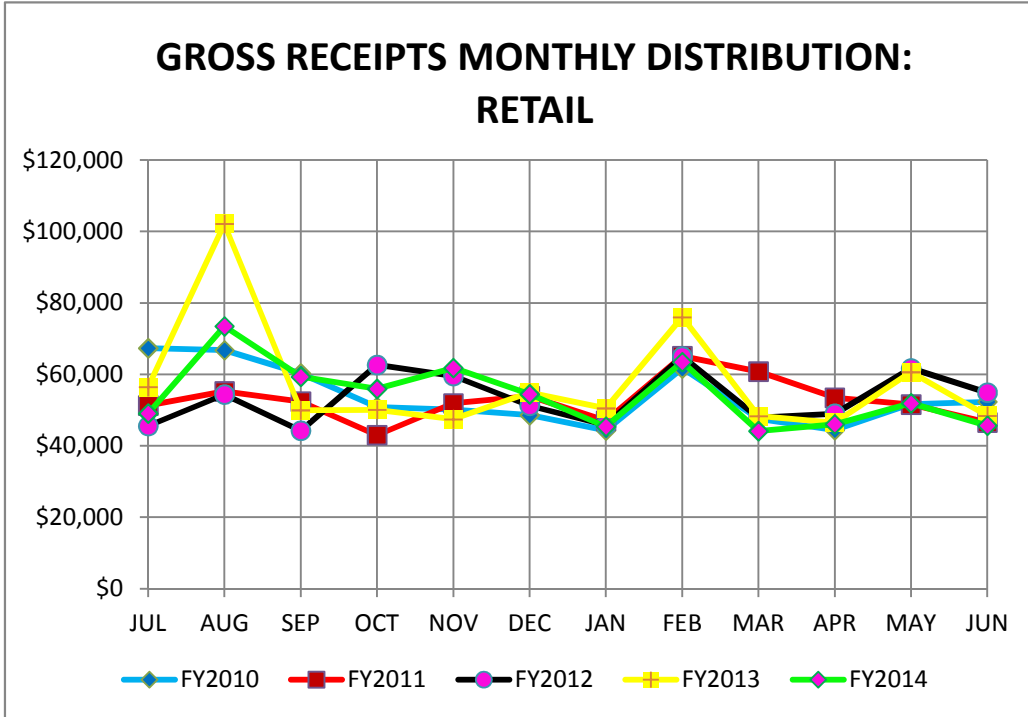


**CITY OF AZTEC
Gross Receipts Taxes
Statistical Report - Cash Basis**

	FY08	FY09	FY10	FY11	FY12	FY13	FY14
Annual GRT Budget	\$ 4,065,000	\$ 4,370,000	\$ 4,283,723	\$ 3,543,103	\$ 3,682,088	\$ 4,539,545	\$ 4,464,468
JULY	440,597	436,145	449,956	319,399	395,533	422,230	402,086
AUGUST	423,899	590,883	420,169	375,381	441,546	504,814	447,325
SEPTEMBER	370,259	513,184	370,058	358,161	457,860	377,268	400,544
OCTOBER	447,466	497,607	394,764	365,875	473,857	412,321	407,821
NOVEMBER	360,545	509,511	356,256	309,736	367,685	388,425	394,876
DECEMBER	364,772	486,036	412,589	380,301	412,680	437,353	374,535
JANUARY	422,680	361,185	289,317	317,175	355,503	421,238	413,560
FEBRUARY	696,305	418,979	353,322	398,595	478,660	425,851	449,616
MARCH	462,031	548,399	332,045	325,973	392,893	394,699	374,801
APRIL	490,206	413,012	302,073	321,280	373,715	397,218	394,051
MAY	478,734	441,780	323,269	374,928	391,586	401,317	437,653
JUNE	473,319	429,076	334,725	339,183	481,052	388,961	372,224
Total Distribution	\$ 5,430,814	\$ 5,645,797	\$ 4,338,542	\$ 4,185,987	\$ 5,022,570	\$ 4,971,695	\$ 4,869,089
% OF Budget Received	134%	129%	101%	118%	136%	110%	109%
AVERAGE DISTRIBUTION	\$ 452,568	\$ 470,483	\$ 361,545	\$ 348,832	\$ 418,548	\$ 414,308	\$ 405,757
CHANGE IN AVERAGE FROM PREVIOUS FISCAL YEAR	20.6%	4.0%	-23.2%	-3.5%	20.0%	-1.0%	-2.1%
Difference between Budget to Actual	\$ 1,365,814	\$ 1,275,797	\$ 54,819	\$ 642,884	\$ 1,340,482	\$ 432,150	\$ 404,621
Gross Receipts Tax Rate	7.625%	7.625%	7.625%	7.750%	7.750%	7.750%	7.750%
						EFF 1/2014:	7.8125%

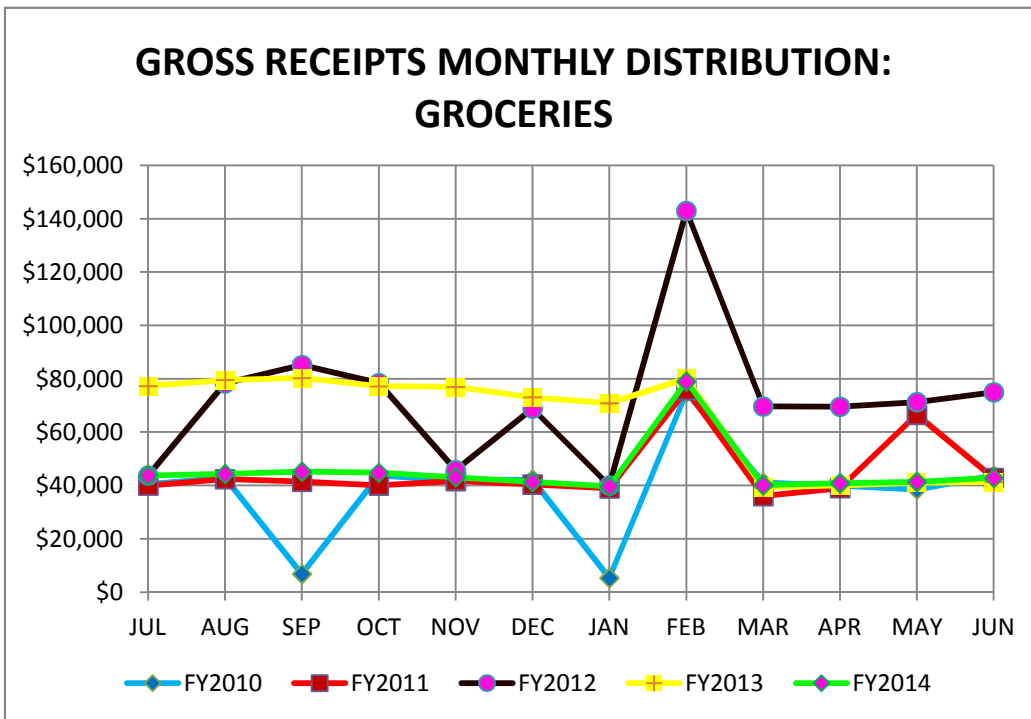
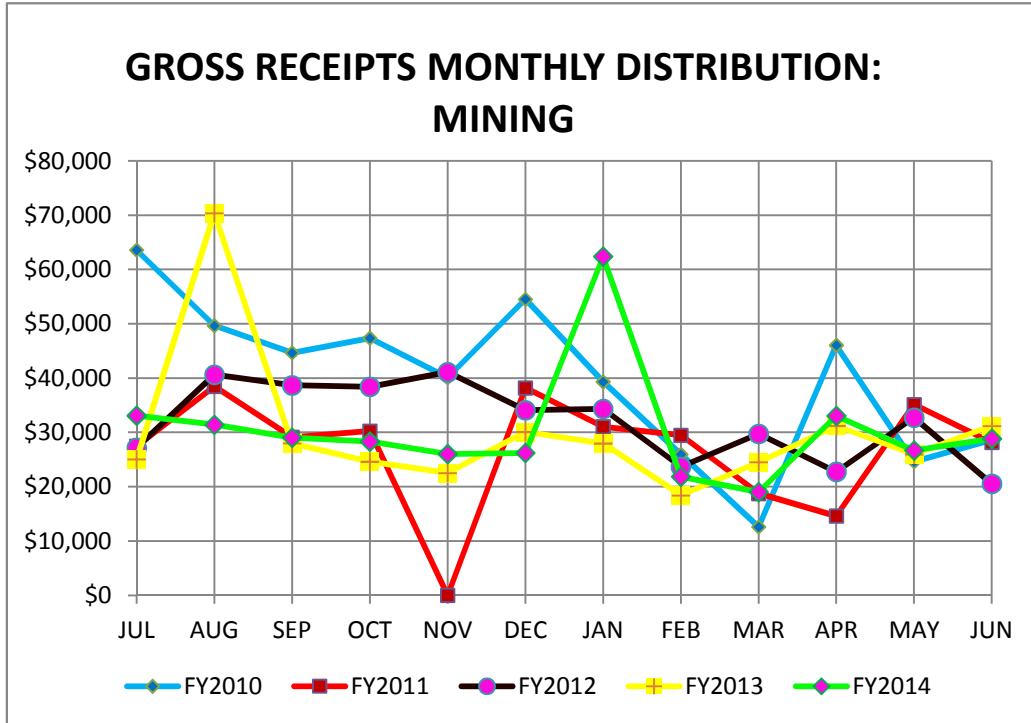
**AZTEC GROSS RECEIPTS DISTRIBUTION
FISCAL YEAR 2014**

SELECTED REPORTING SECTORS



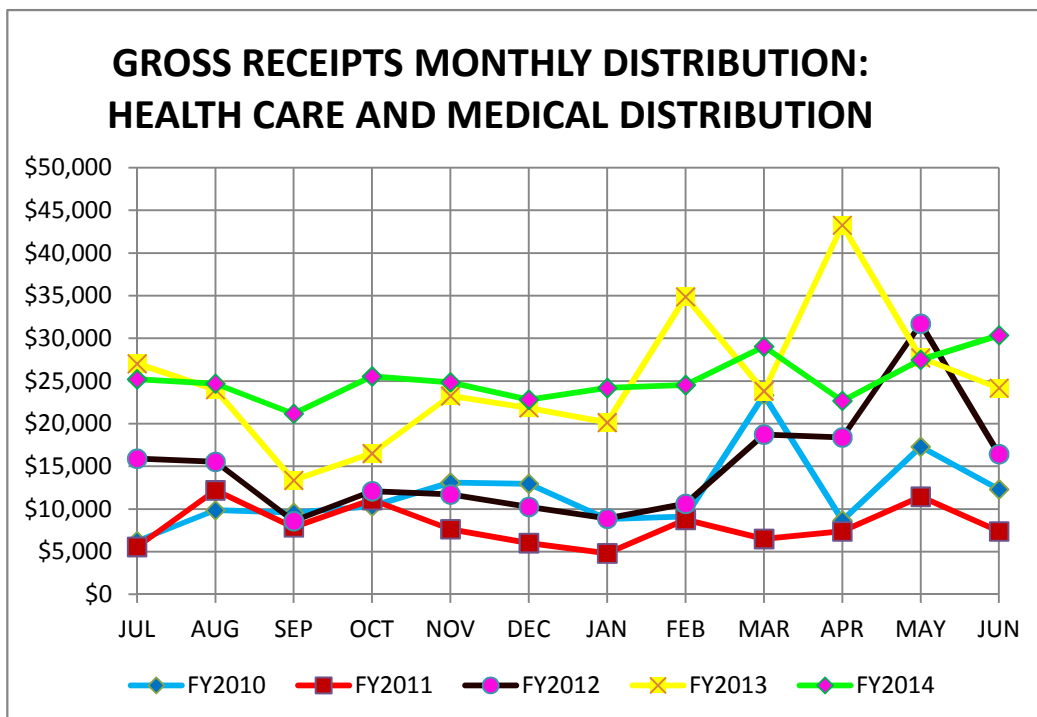
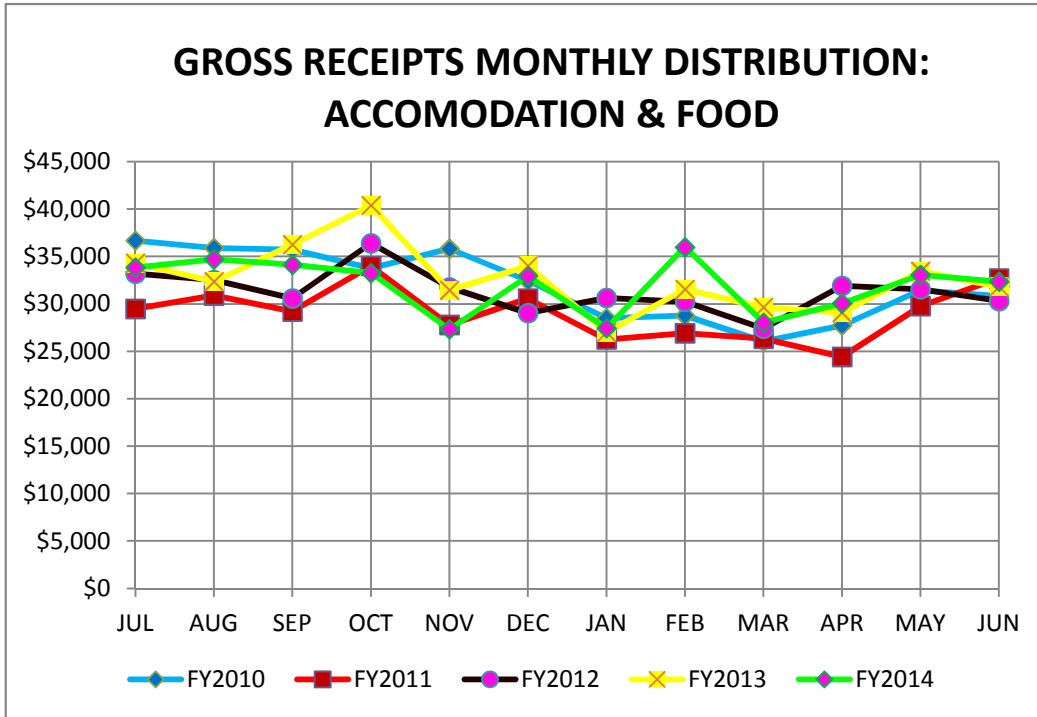
**AZTEC GROSS RECEIPTS DISTRIBUTION
FISCAL YEAR 2014**

SELECTED REPORTING SECTORS

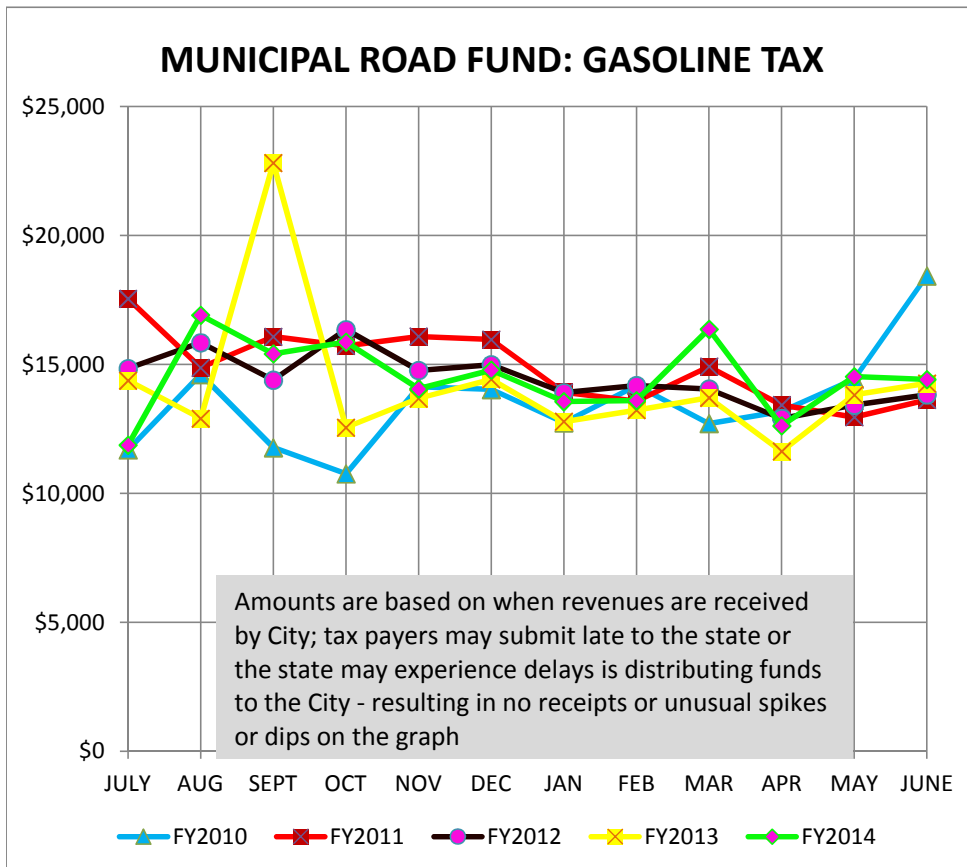
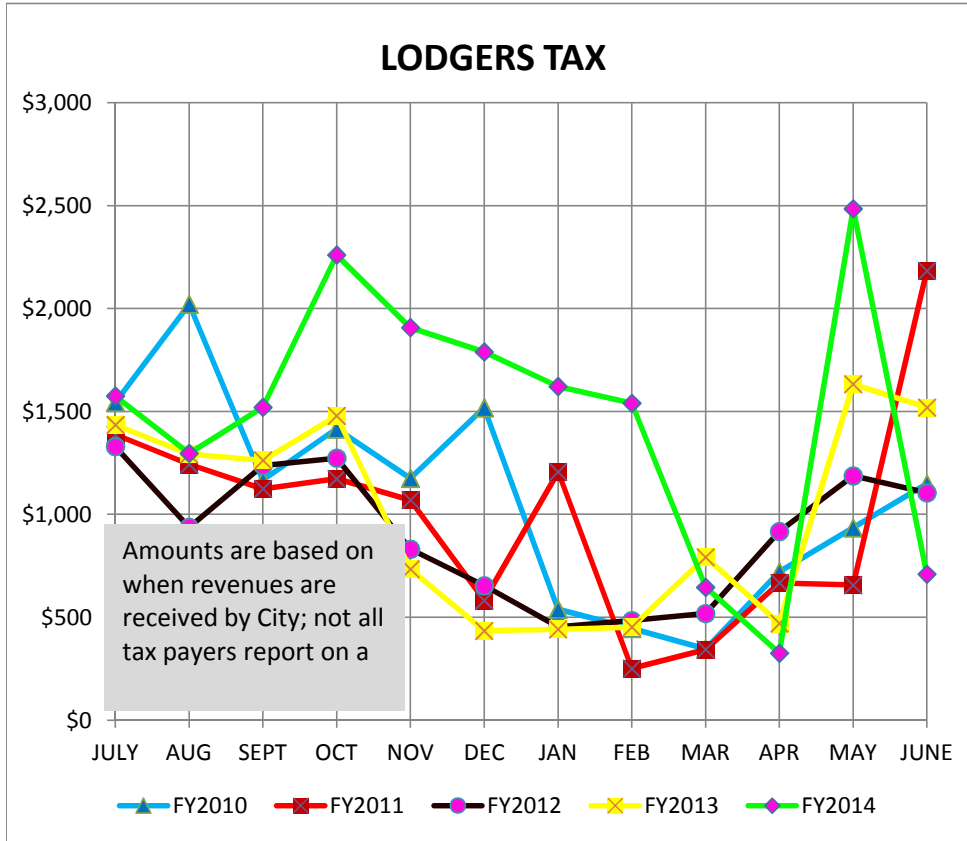


**AZTEC GROSS RECEIPTS DISTRIBUTION
FISCAL YEAR 2014**

SELECTED REPORTING SECTORS



**CITY OF AZTEC
FISCAL YEAR 2014
LODGERS TAX TO MAY 2014 - ONE ESTABLISHMENT REPORTED IN JUNE AS OF 6/17/14
GAS TAX JUNE 2014**



GRT Sector Averages FY10 through FY14

