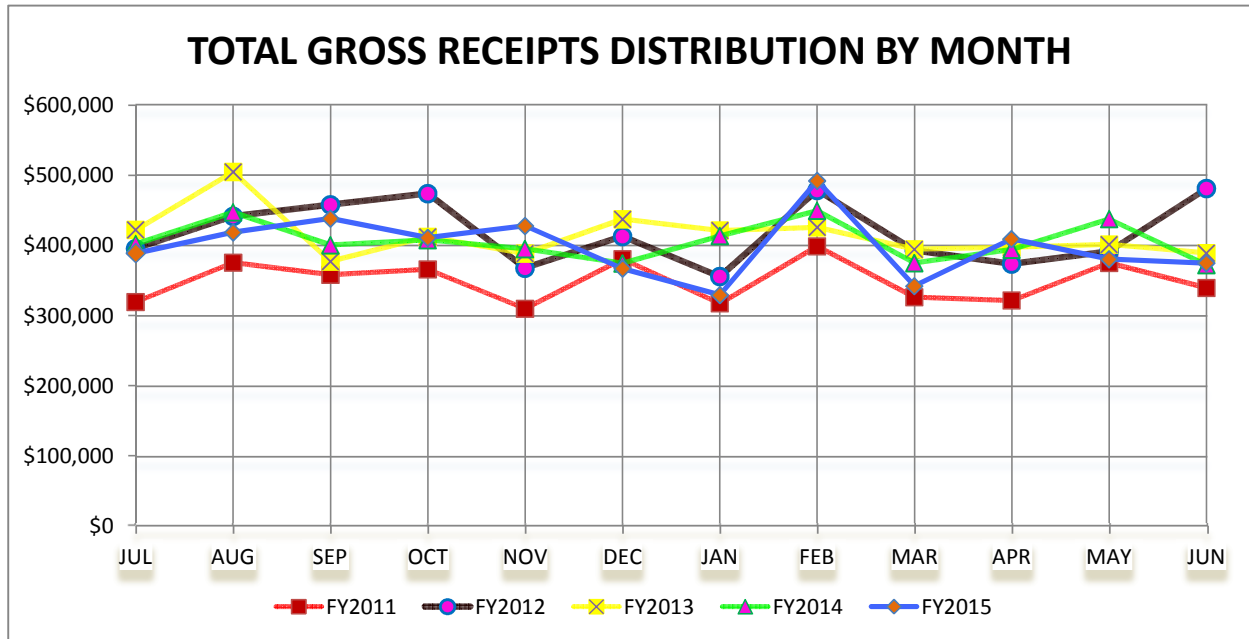


**AZTEC GROSS RECEIPTS TAX DISTRIBUTION
FISCAL YEAR 2015
JUNE 2015**

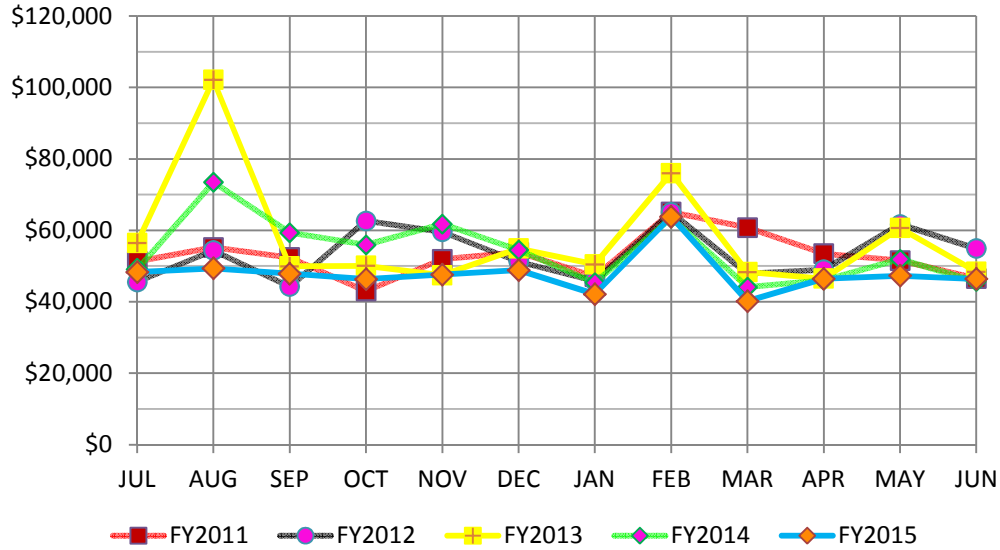


**CITY OF AZTEC
Gross Receipts Taxes
Statistical Report - Cash Basis**

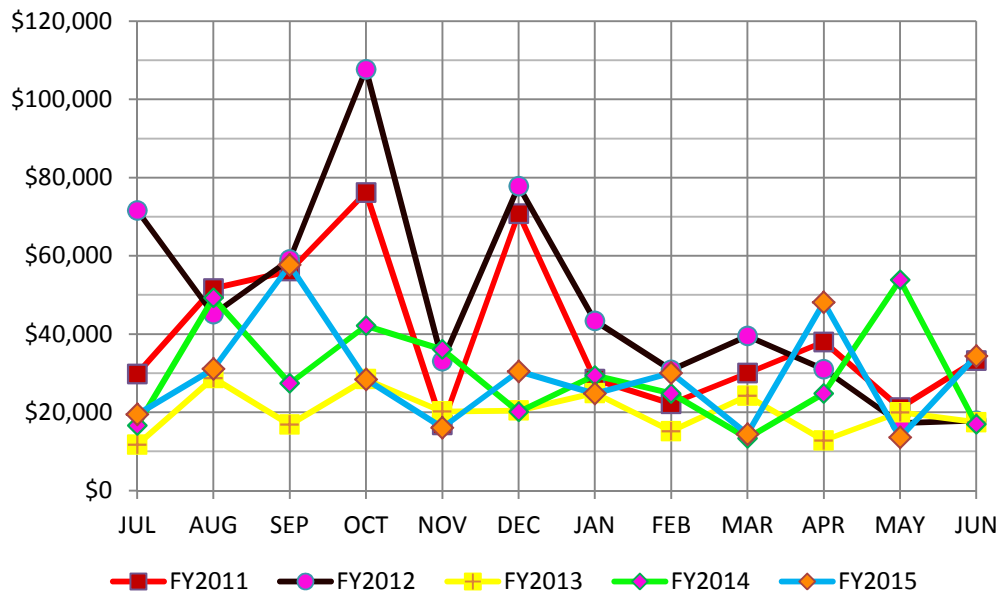
	FY10	FY11	FY12	FY13	FY14	FY15
Annual GRT Budget	\$ 4,283,723	\$ 3,543,103	\$ 3,682,088	\$ 4,539,545	\$ 4,464,468	\$ 4,777,341
JULY	449,956	319,399	395,533	422,230	402,086	388,728
AUGUST	420,169	375,381	441,546	504,814	447,325	418,732
SEPTEMBER	370,058	358,161	457,860	377,268	400,544	438,349
OCTOBER	394,764	365,875	473,857	412,321	407,821	411,126
NOVEMBER	356,256	309,736	367,685	388,425	394,876	427,758
DECEMBER	412,589	380,301	412,680	437,353	374,535	366,987
JANUARY	289,317	317,175	355,503	421,238	413,560	329,335
FEBRUARY	353,322	398,595	478,660	425,851	449,616	492,347
MARCH	332,045	325,973	392,893	394,699	374,801	342,176
APRIL	302,073	321,280	373,715	397,218	394,051	409,164
MAY	323,269	374,928	391,586	401,317	437,653	380,264
JUNE	334,725	339,183	481,052	388,961	372,224	374,674
Total Distribution	\$ 4,338,542	\$ 4,185,987	\$ 5,022,570	\$ 4,971,695	\$ 4,869,092	\$ 4,779,638
% OF Budget Received	101%	118%	136%	110%	109%	100%
AVERAGE DISTRIBUTION	\$ 361,545	\$ 348,832	\$ 418,548	\$ 414,308	\$ 405,758	\$ 398,303
CHANGE IN AVERAGE FROM PREVIOUS FISCAL YEAR	-23.2%	-3.5%	20.0%	-1.0%	-2.1%	-1.8%
Difference between Budget to Actual	\$ 54,819	\$ 642,884	\$ 1,340,482	\$ 432,150	\$ 404,624	\$ 2,297
Gross Receipts Tax Rate	7.625%	7.750%	7.750%	7.750%	7.750%	7.8125%
			EFF 1/2014 & 1/2015:		7.8125%	8.0000%

**AZTEC GROSS RECEIPTS DISTRIBUTION
FISCAL YEAR 2015
JUNE 2015
SELECTED REPORTING SECTORS**

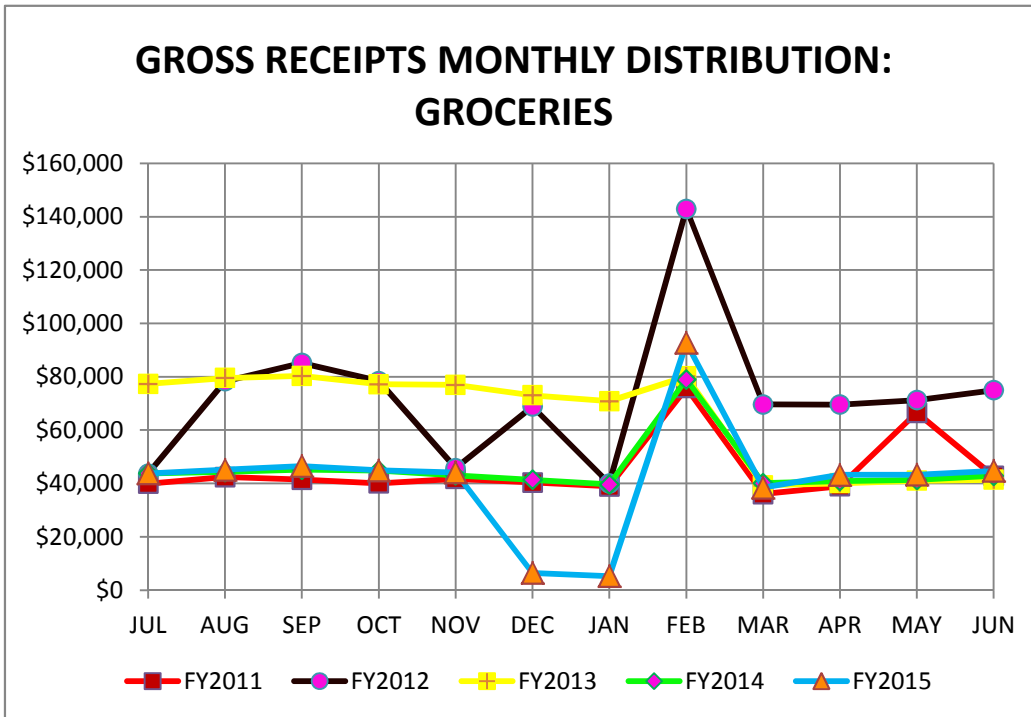
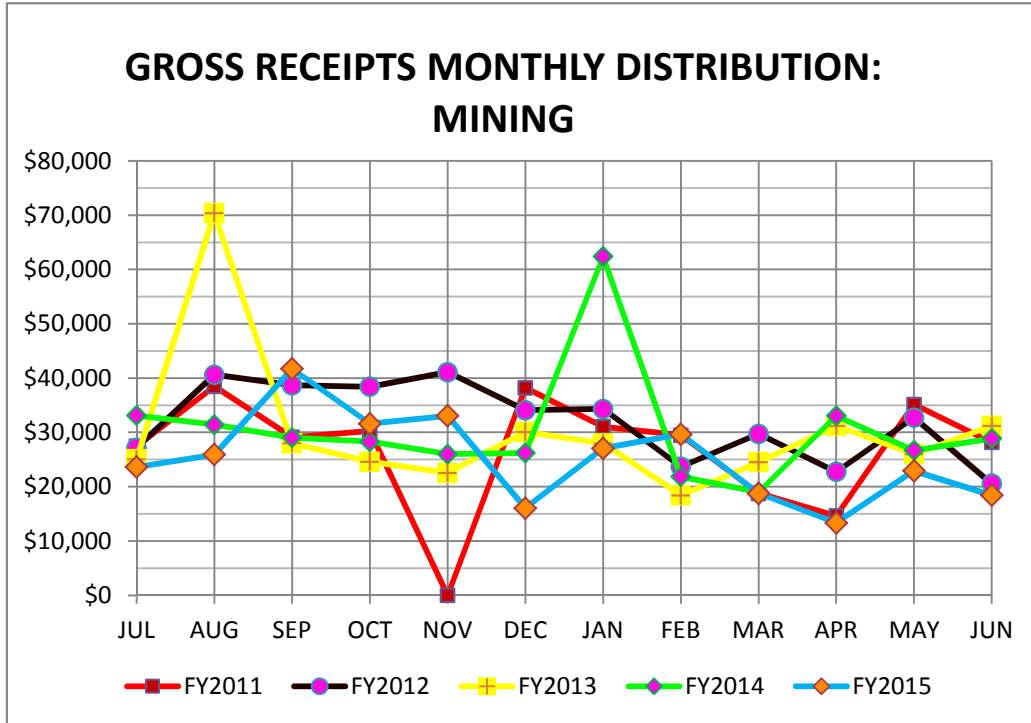
**GROSS RECEIPTS MONTHLY DISTRIBUTION:
RETAIL**



**GROSS RECEIPTS MONTHLY DISTRIBUTION:
CONSTRUCTION**

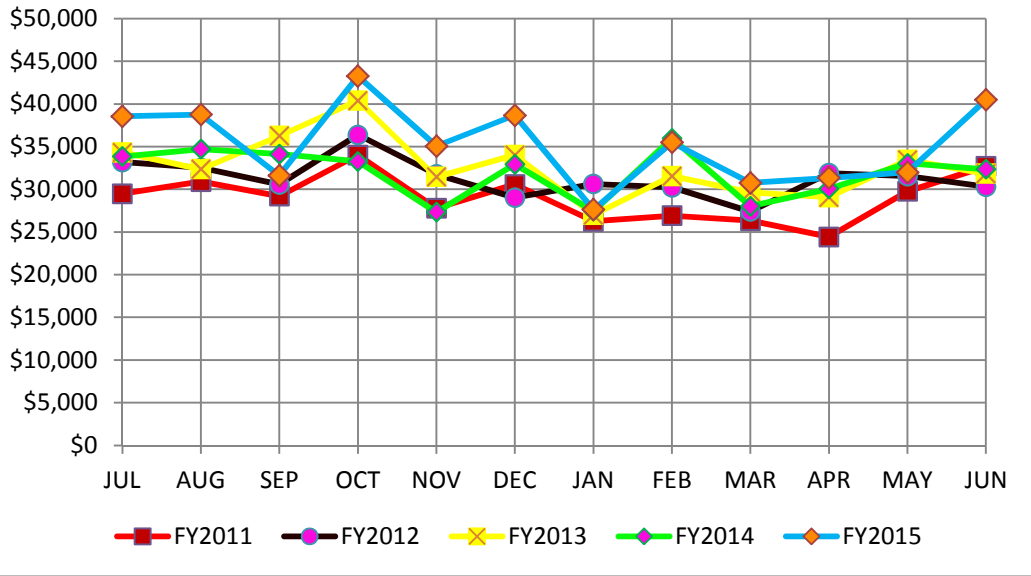


**AZTEC GROSS RECEIPTS DISTRIBUTION
FISCAL YEAR 2015
JUNE 2015
SELECTED REPORTING SECTORS**

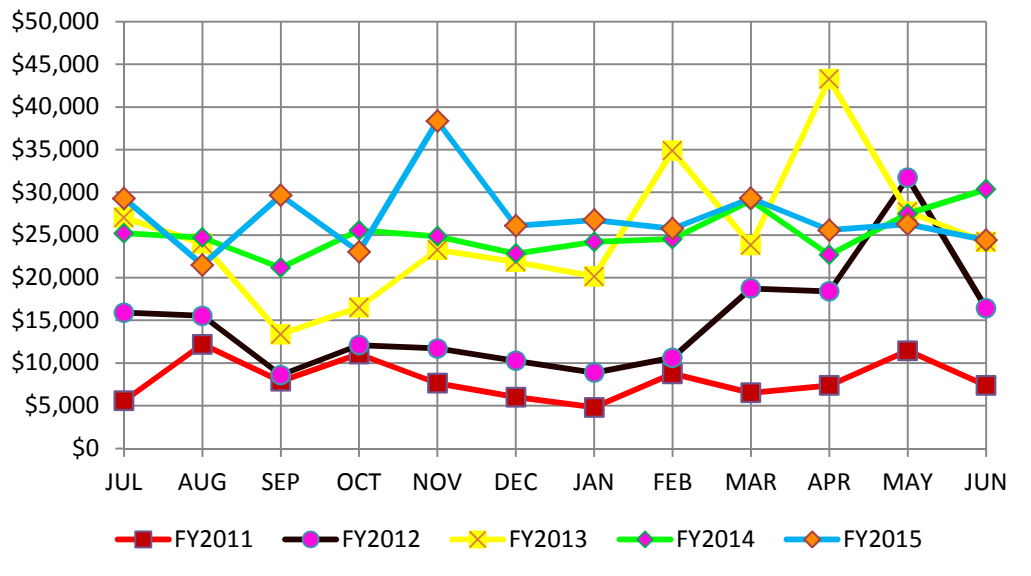


**AZTEC GROSS RECEIPTS DISTRIBUTION
FISCAL YEAR 2015
JUNE 2015
SELECTED REPORTING SECTORS**

**GROSS RECEIPTS MONTHLY DISTRIBUTION:
ACCOMODATION & FOOD**

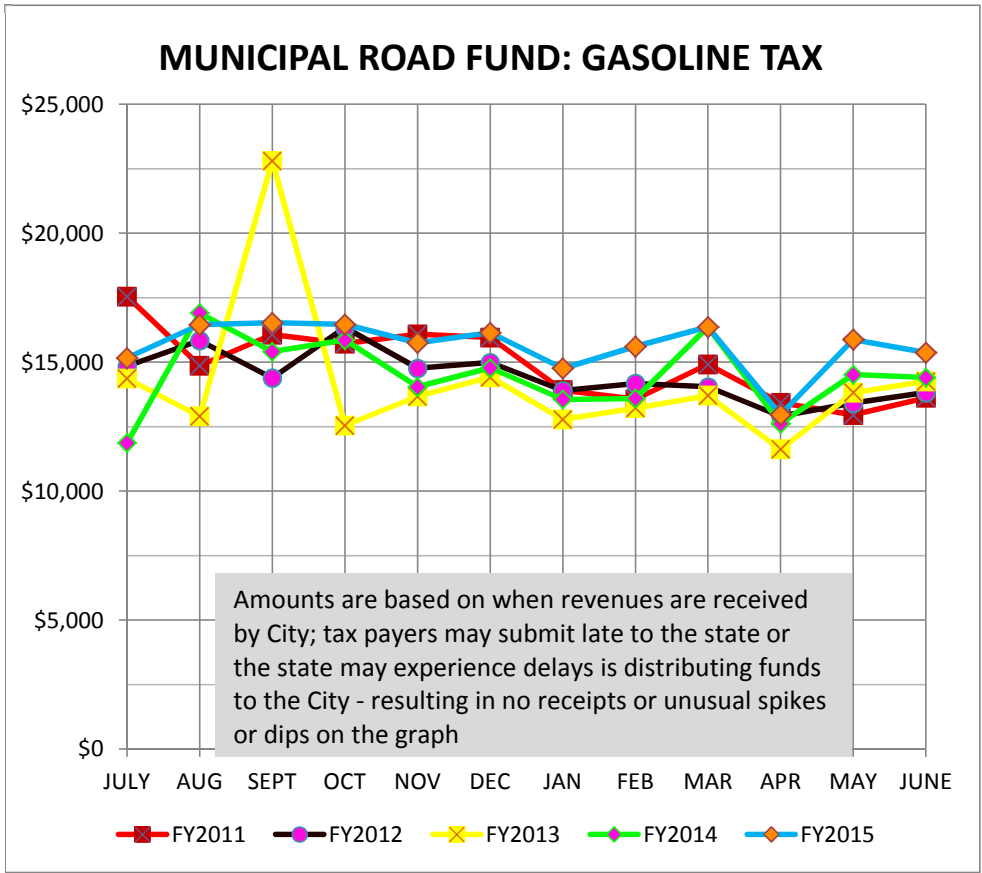
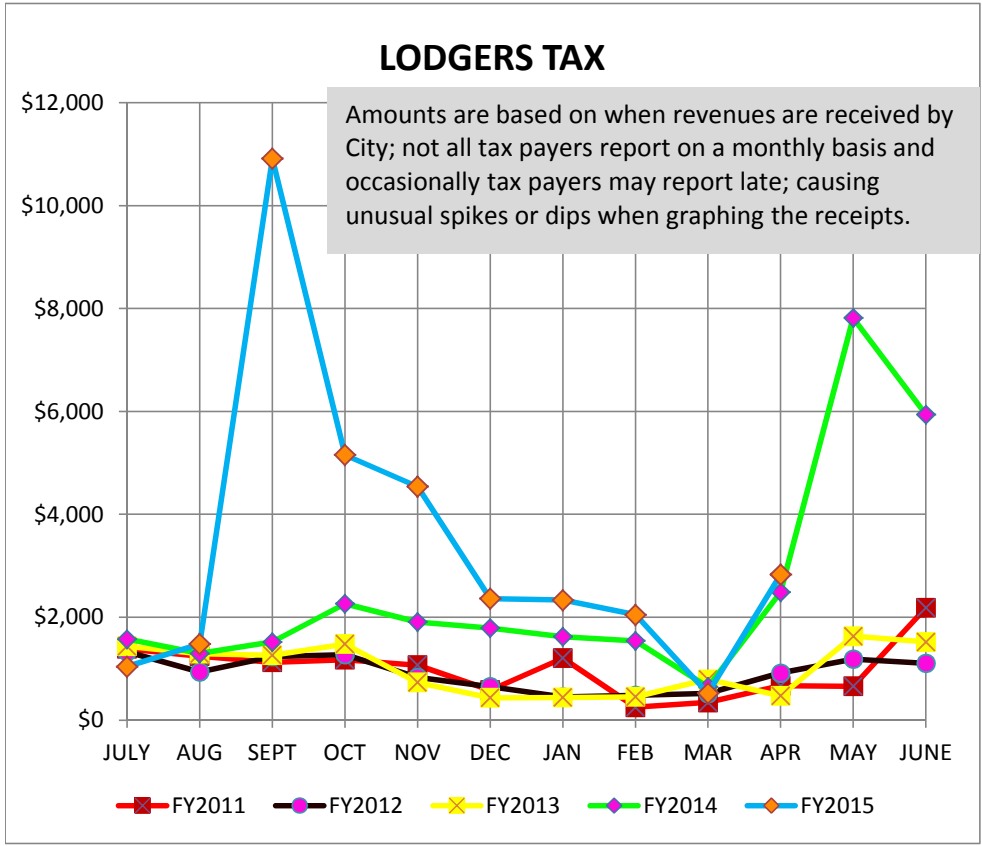


**GROSS RECEIPTS MONTHLY DISTRIBUTION:
HEALTH CARE AND MEDICAL DISTRIBUTION**



**CITY OF AZTEC
FISCAL YEAR 2015**

**LODGERS TAX TO MAR 2015 - MAY REVENUE REPORT DUE 6/25/15; JUNE REVENUE REPORT DUE 7/25/15
GAS TAX JUNE 2015**



GRT Sector Averages FY11 through FY15

