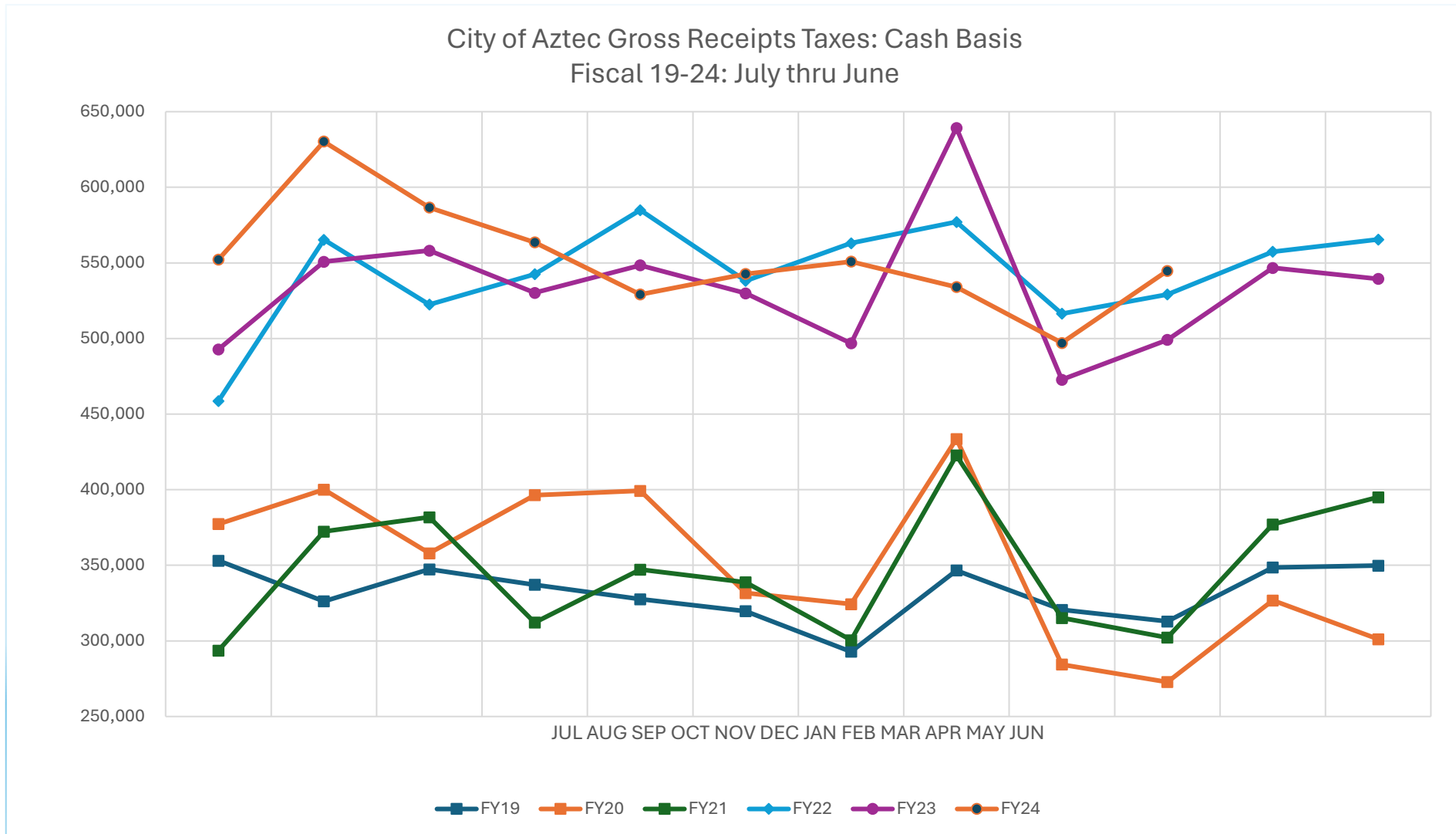


The following information is taken from the New Mexico Taxation & Revenue website. This revenue is reflective of the Gross Receipt Taxes collected and distributed to the City of Aztec but is not a complete overview of all the city's revenue stream. These numbers are subject to updates by the NM Tax & Revenue Department and by city staff.

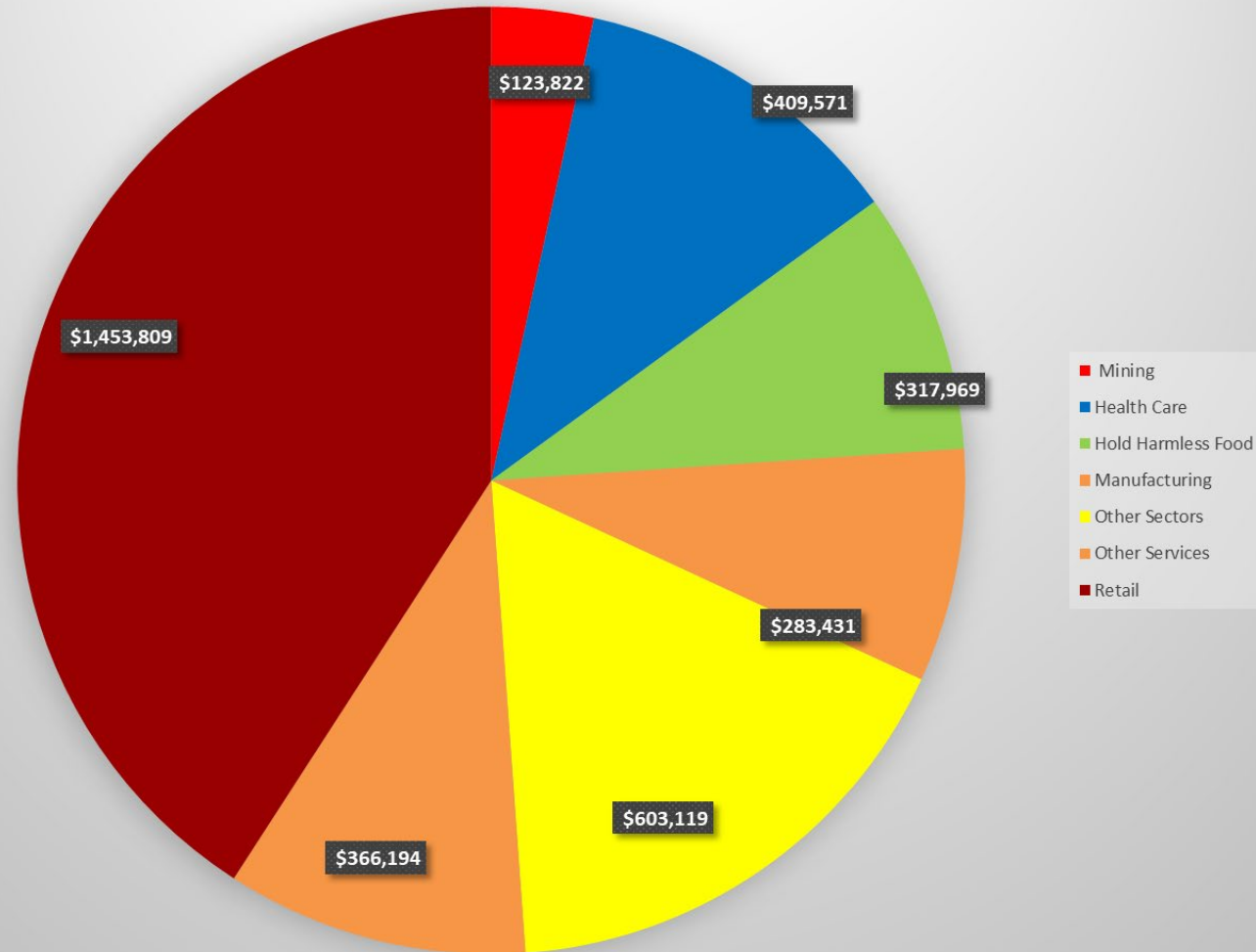


CITY OF AZTEC: Gross Receipts Taxes: Cash Basis FY 19, 20, 21, 22, 23, and FY 24
 JULY 2023 TO DECEMBER 2023

	FY19	FY20	FY21	FY22	FY23	FY24
Annual GRT Budget	\$ 3,671,295	\$ 3,938,375	\$ 2,927,386	\$ 4,833,017	\$ 6,266,552	6,637,349
JULY	353,016	377,303	293,578	458,640	492,781	552,242
AUGUST	326,134	400,062	372,268	565,290	550,769	630,186
SEPTEMBER	347,278	357,951	381,806	522,435	558,148	586,589
OCTOBER	337,098	396,357	312,104	542,530	530,239	563,595
NOVEMBER	327,578	399,259	347,165	584,914	548,381	529,150
DECEMBER	319,662	331,610	338,725	538,121	529,843	542,675
JANUARY	292,887	324,326	300,437	562,985	496,774	550,857
FEBRUARY	346,561	433,570	422,648	577,053	639,271	534,030
MARCH	320,524	284,335	315,156	516,440	472,719	497,067
APRIL	312,877	272,794	302,125	529,178	499,098	544,709
MAY	348,566	326,726	377,034	557,380	546,658	
JUNE	349,743	301,143	394,984	565,497	539,417	
Total Distribution	\$ 3,981,925	\$ 4,205,436	\$ 4,158,028	\$ 6,520,462	\$ 6,404,099	\$ 5,531,099

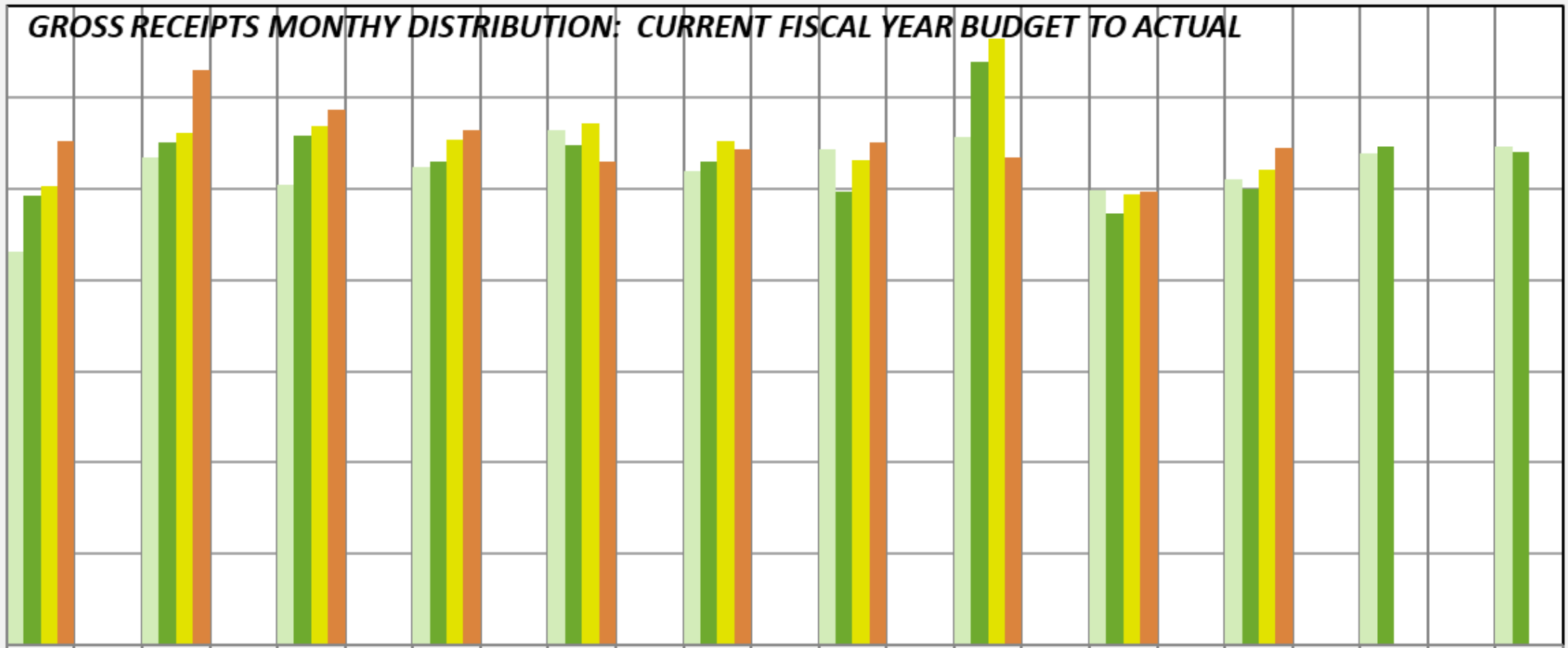
Other Sectors Includes: Wholesale, Prof & Tech Services, Internet Sales, Agriculture, Art, Financial & Insurance Services, Education, Transportation, Utilities, Compensating Tax, Administrative & Support Services, Public Administration and Information Services

**FY24 Gross Receipts by Reporting Category
(excludes penalties & interest)
JUL 2023 THRU MAR 2024**



GROSS RECEIPTS MONTHLY DISTRIBUTION: CURRENT FISCAL YEAR BUDGET TO ACTUAL

\$700,000
 \$600,000
 \$500,000
 \$400,000
 \$300,000
 \$200,000
 \$100,000
 \$-

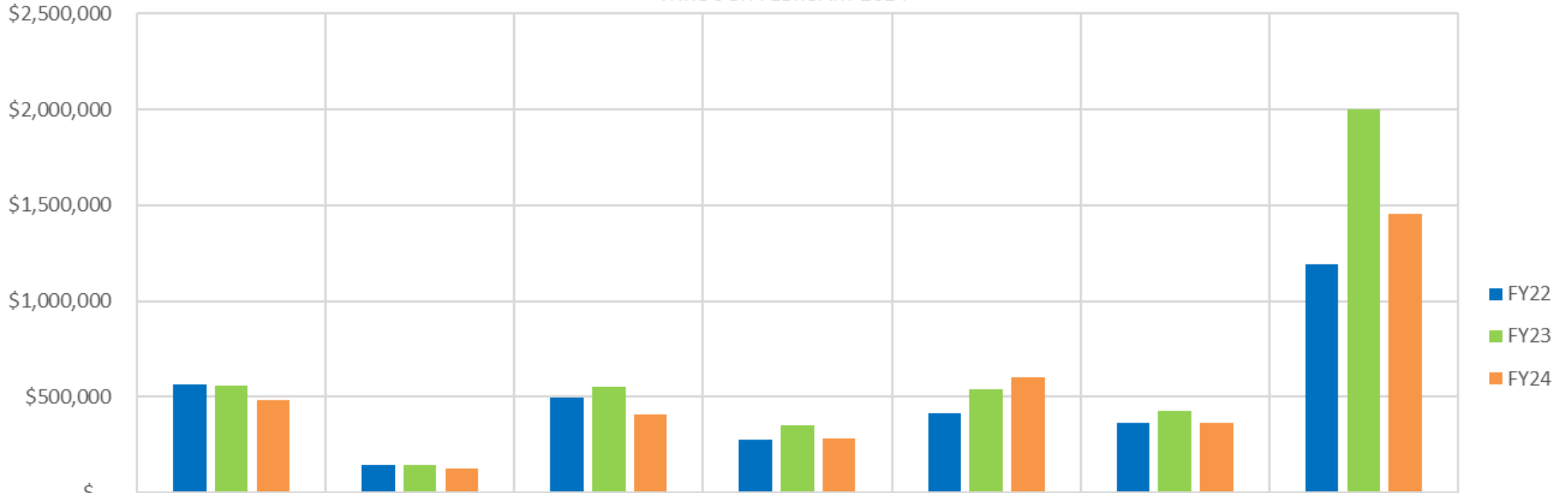


	JUL	AUG	SEP	OCT	NOV	DEC	JAN	FEB	MAR	APR	MAY	JUN
FY23 BUDGET	430497	533853	504463	523867	564792	519610	543618	557232	498674	510548	538192	546038
FY23 ACTUAL	492781	550768	558148	530239	548380	529842	496774	639271	472719	499098	546657	539417
FY24 BUDGET	502428	561784	569311	553140	571644	552807	531654	664425	494542	521448		
FY24 ACTUAL	552242	630186	586589	563595	529150	542675	550857	534030	497067	544709		

	FY/2024 G.R.T. BUDGET	FY/2024 G.R.T. ACTUAL	DIFF. BUDGET TO ACTUAL (SHORT)	% of Over (Short) Budget	% of Change FY23 TO FY24 Actual
April	521,448.44	544,709	23,260.63	4.46%	9.14%
(601) Total Municipal Gross Receipts	230,767.17	235,976	5,209.19	2.26%	
(601) Municipal Receipts (Food)	32,141.14	28,632	(3,508.77)	-10.92%	
(601)Municipal Receipts (Medical)	2,091.15	3,322	1,230.99	58.87%	
(602) Total municipal gross receipts restricted	54,841.47	59,540	4,698.50	8.57%	
(630) Total munic enviro	82.27	173	91.21	110.87%	
(635) Total Muni Cap Outlay GRT	337.41	695	357.61	105.99%	
(645) Total Muni Infra	4,016.32	695	(3,321.30)	-82.70%	
(650) Total Muni Grt	1,551.50	3,747	2,195.34	141.50%	
(690) Total muni share State GRT	185,652.92	203,308	17,654.81	9.51%	
SUBTOTAL GRTM218	511,481.33	536,089	24,607.60	4.81%	
Interstate telecom Tax	137.20	99	(38.05)	-27.73%	
Compensating Tax	8,088.47	6,357	(1,731.83)	-21.41%	
Cannabis Tax	1,741.34	2,164	423.01	24.29%	
SUBTOTAL OTHER	9,967.01	8,620	(1,346.87)	-13.51%	
TOTAL	521,448.35	544,709	23,260.72	4.46%	

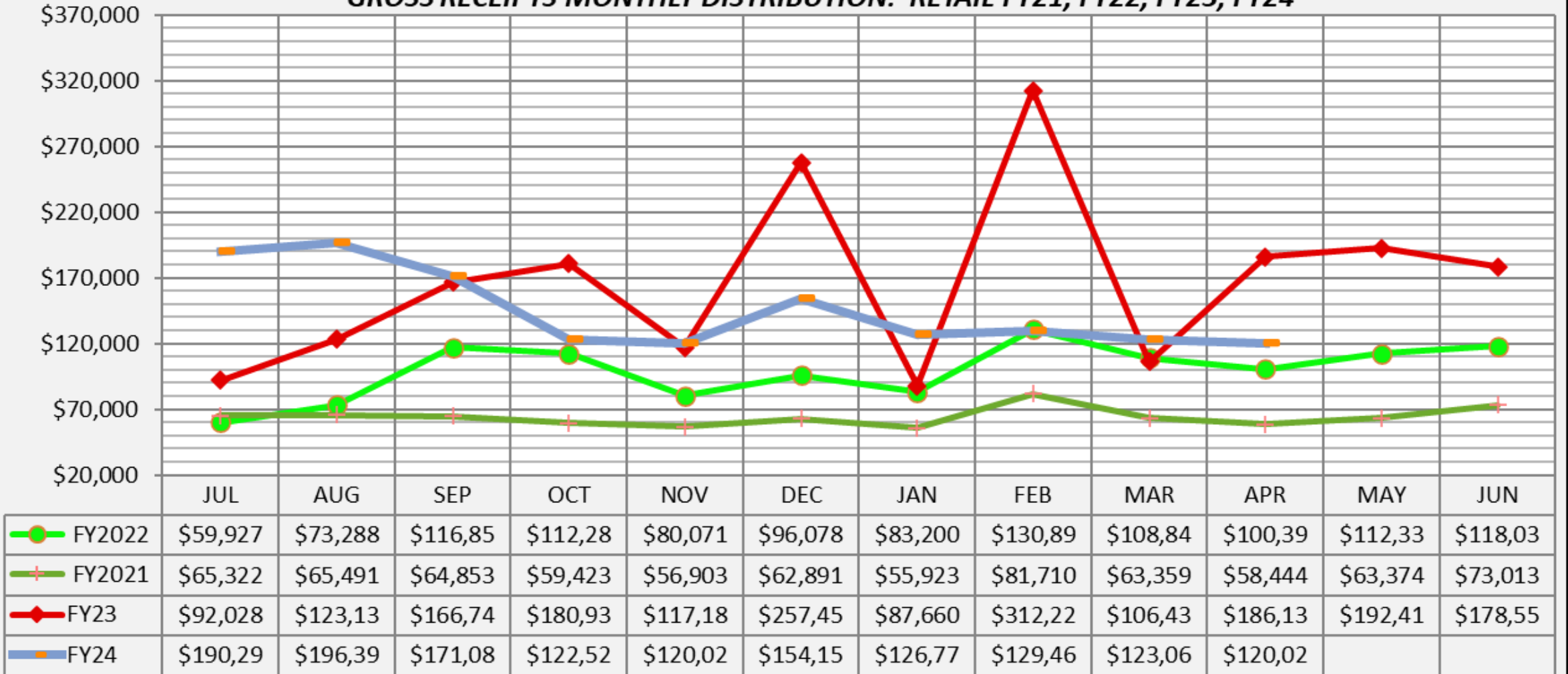
**FY21 FY22, FY23, FY24 Gross Receipts by Reporting Category
(excludes penalties & interest)**

*THROUGH FEBRUARY 2024



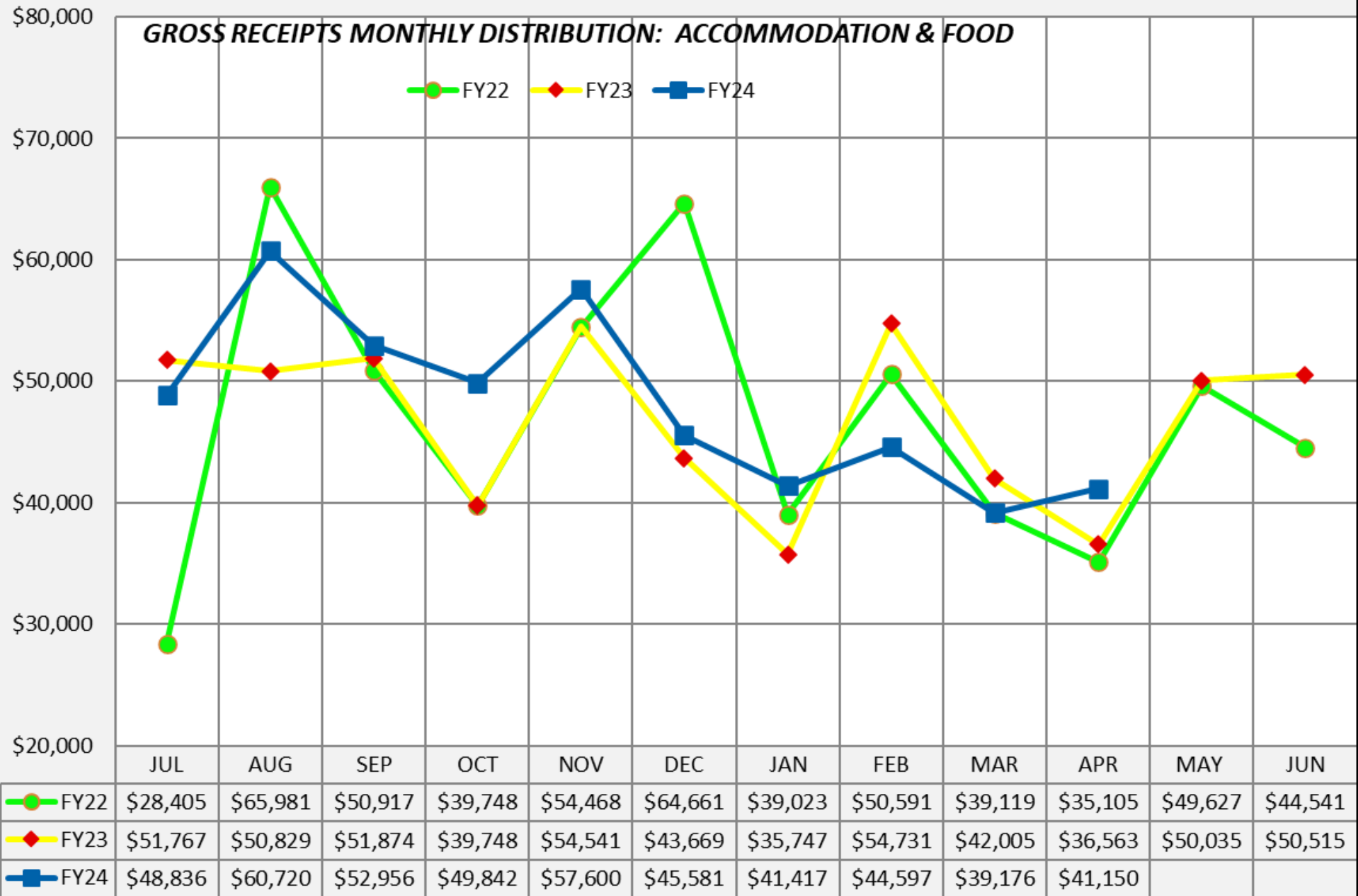
	Accom & Food	Mining	Medical Distribution	Manufacturing	Construction	Other Services	Retail
■ FY22	\$562,193	\$146,686	\$494,320	\$278,991	\$415,568	\$362,483	\$1,192,204
■ FY23	\$562,029	\$144,154	\$551,288	\$354,303	\$541,350	\$425,508	\$2,000,898
■ FY24	\$481,878	\$123,822	\$409,571	\$283,431	\$603,119	\$366,194	\$1,453,809

GROSS RECEIPTS MONTHLY DISTRIBUTION: RETAIL FY21, FY22, FY23, FY24



● FY2022
 + FY2021
 ◆ FY23
 ■ FY24

GROSS RECEIPTS MONTHLY DISTRIBUTION: ACCOMMODATION & FOOD



REAL ESTATE



— FY22 — FY23 — FY24

GROSS RECEIPTS MONTHLY DISTRIBUTION: MANUFACTURING

FY22 FY23 FY24

