

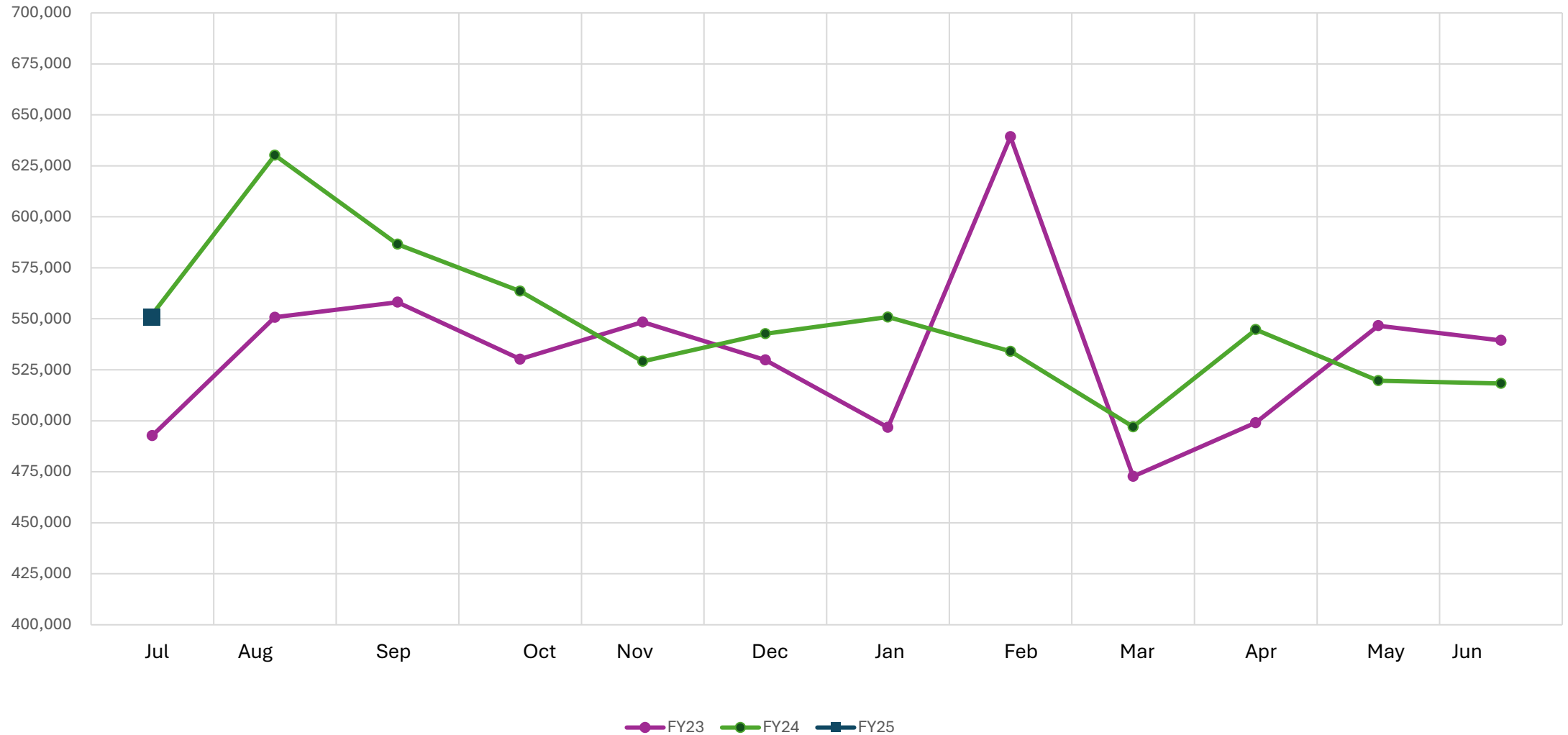
	FY/2025 G.R.T. BUDGET	FY/2025 G.R.T. ACTUAL	DIFF. BUDGET TO ACTUAL (SHORT)	% of Over (Short) Budget	% of Change FY24 TO FY25 Actual
July	537,842	550,689	12,847	2.39%	-1.3%
(601) Total Municipal Gross Receipts	230,340	230,804	464	0.20%	
(601) Municipal Receipts (Food)	34,843	37,840	2,997	8.60%	
(601)Municipal Receipts (Medical)	3,015	1,519	(1,496)	-49.61%	
(602) Total municipal gross receipts restricted	54,933	60,036	5,103	9.29%	
(630) Total munic enviro	49	210	161	327.96%	
(635) Total Muni Cap Outlay GRT	197	842	645	328.39%	
(645) Total Muni Infra	197	842	645	328.39%	
(650) Total Muni Grt	993	4,407	3,415	343.97%	
(690) Total muni share State GRT	206,252	205,554	(699)	-0.34%	
SUBTOTAL GRM218	530,819	542,055	11,236	2.12%	
Interstate telecom Tax	143	103	(40)	-28.10%	
Compensating Tax	4,588	6,209	1,621	35.33%	
Cannabis Tax	2,292	2,323	31	1.34%	
SUBTOTAL OTHER	7,023	8,635	1,611	22.94%	
TOTAL	537,842	550,689	12,847	2.39%	

CITY OF AZTEC
GROSS RECEIPTS TAXES
FISCAL YEAR 2022 – 2025
JULY THRU JUNE

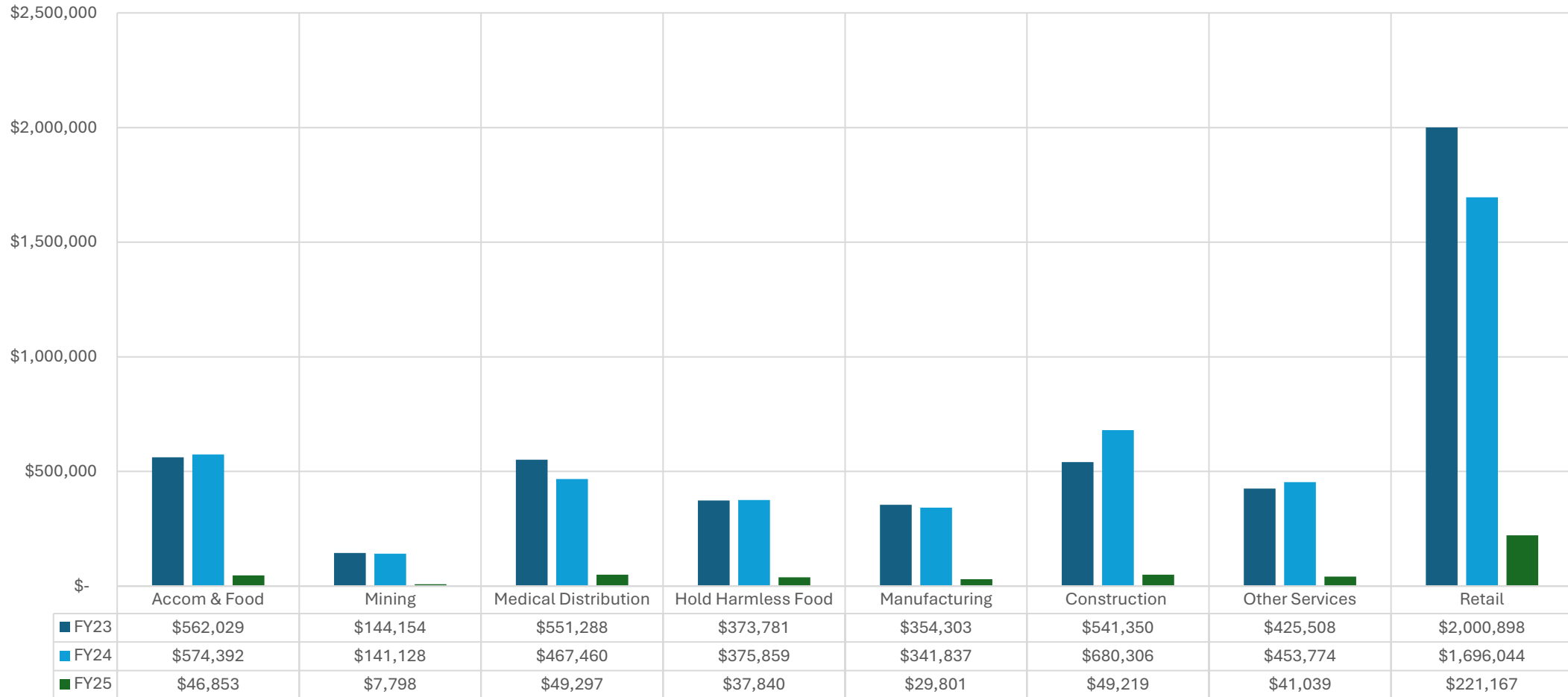
	FY22	FY23	FY24	FY 25
Annual GRT Budget	\$ 4,833,017	\$ 6,266,552	\$ 6,637,349	\$ 6,493,893
JULY	\$ 458,640	\$ 492,781	\$ 552,242	\$ 550,689
AUGUST	\$ 565,290	\$ 550,769	\$ 630,186	
SEPTEMBER	\$ 522,435	\$ 558,148	\$ 586,589	
OCTOBER	\$ 542,530	\$ 530,239	\$ 563,595	
NOVEMBER	\$ 584,914	\$ 548,381	\$ 529,150	
DECEMBER	\$ 538,121	\$ 529,843	\$ 542,675	
JANUARY	\$ 562,985	\$ 496,774	\$ 550,857	
FEBRUARY	\$ 577,053	\$ 639,271	\$ 534,030	
MARCH	\$ 516,440	\$ 472,719	\$ 497,067	
APRIL	\$ 529,178	\$ 499,098	\$ 544,709	
MAY	\$ 557,380	\$ 546,658	\$ 519,656	
JUNE	\$ 565,497	\$ 539,417	\$ 518,341	
Total Distribution	\$ 6,520,462	\$ 6,404,099	\$ 6,569,097	\$ 550,689

Gross Receipts Tax

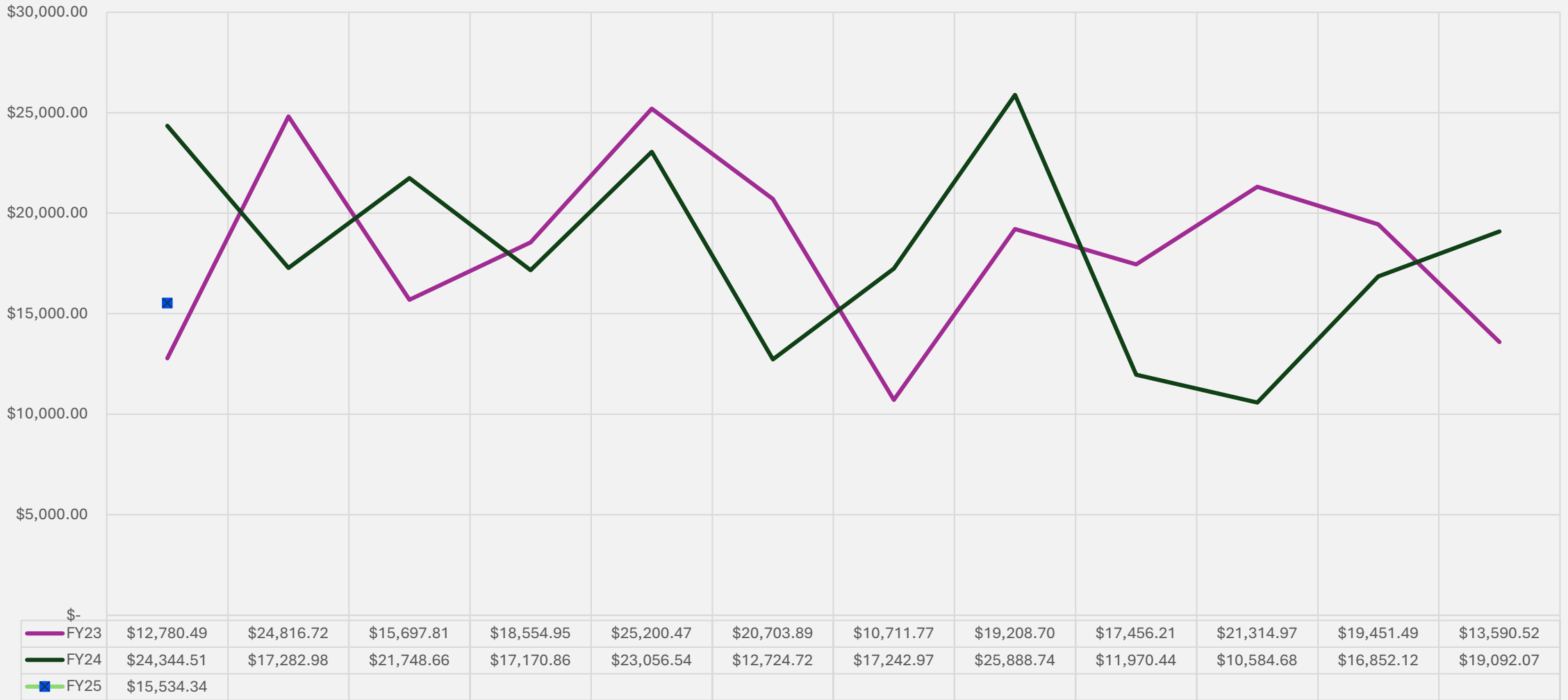
TOTAL: FY23, FY24, FY25



Gross Receipts by Reporting Category: FY23, FY24 FY25

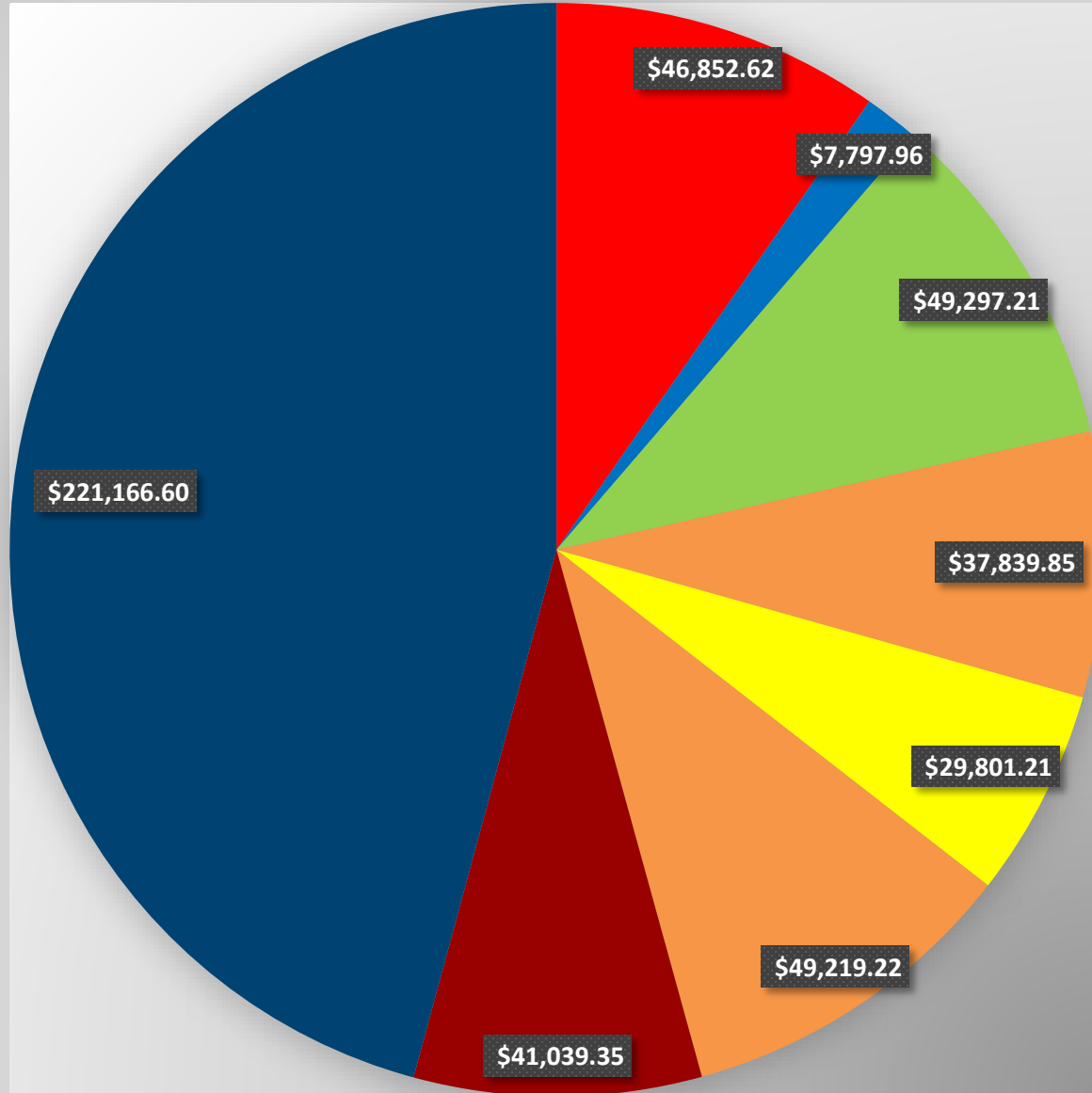


GROSS RECEIPTS MONTHLY DISTRIBUTION: REAL ESTATE FY23 FY24 FY25



— FY23
 — FY24
 — ✕ FY25

FY25 Gross Receipts by Reporting Category
(excludes penalties & interest)
JUL 2024



- Accom & Food
- Mining
- Health Care
- Hold Harmless Food
- Manufacturing
- Other Sectors
- Other Services
- Retail